72 CARRINGTON PARADE, CURL CURL

DRAWING LIST

DA 000	E	COVER PAGE	NTS
DA 001	D	BASIX	NTS
DA 103	C	DEMOLITION PLAN	1:100
DA 104	F	EXCAVATION AND FILL PLAN	1:100
DA 105	D	EROSION AND SEDIMENT CONTROL PLAN	1:100
DA 200	K	ROOF PLAN	1:100
DA 201	K	FIRST FLOOR PLAN	1:100
DA 202	K	GROUND FLOOR PLAN	1:100
DA 203	K	BASEMENT FLOOR PLAN	1:100
DA 300	I	NORTH ELEVATION	1:100
DA 301	I	SOUTH ELEVATION	1:100
DA 302	I	EAST / WEST ELEVATION	1:100
DA 400	I	SECTIONS	1:100
DA 500	D	SCHEDULE OF COLOURS AND MATERIALS	1:100
DA 901	H	LANDSCAPE PLAN	1:100

This drawing should be read in conjunction with all relevant contracts, specifications, reports and drawings. Do not scale drawings. dimensions govern. Verify all dimensions on site before construction. Copyright of this drawing is vested in Breakspear Architects pty ltd.

NOT FOR CONSTRUCTION

REV	DATE	DESCRIPTION
E	16.05.22	ISSUED FOR APPROVAL
D	06.04.22	DA SUBMISSION - AMENDED
C	18.02.22	DA FOR CLIENT REVIEW
B	07.06.21	DA SUBMISSION
A	28.05.21	DA FOR CLIENT REVIEW

STRUCTURAL ENGINEER
Cantilever Consulting Engineers
Damian Hadley
Suite 206 Flourmill Studios, 3 Gladstone St, Newtown NSW 2042
M: 0418 939 532 E: damian@cantileverengineers.com.au

PLANNING CONSULTANT
BBF Town Planners
Michael Haynes
9 Narabang Way, Belrose NSW 2085
P: (02) 9986 2535 E: michael@bbfplanners.com.au

LANDSCAPE ARCHITECT
Paterson Design Studio
Garth Paterson
16a/1-15 Tramore Place, Killarney Heights, NSW 2087
M: 0419 501 681 E: garth@pdsdesign.com.au

HYDRAULIC ENGINEER
Ecological Design
John Caley
11 Clara Street, Newtown NSW 2042
M: 0418 262 706 E: john@ecologicaldesign.com.au

GEOTECHNICAL ENGINEER
STS GeoEnvironmental Pty Ltd
Matt Green
14/1 Cowpasture Place, Wetherill Park, NSW 2164
M: 0459 988 086 E: mgreen@stsgeo.com.au

CIVIL ENGINEER
Donovan Associates
Scott Sharma
15 Parkes St Parramatta, NSW 2150
P: 02 9806 3000 E: scott@donovanassociates.com

ARCHITECT
BREAKSPEAR ARCHITECTS
ABN 81 601 670 991 ACN 601 670 991
Level 1, 13 The Corso, Manly NSW 2095
P: 0421 661 146 E: studio@brkspr.com

CLIENT
Berge and Nea Der Sarkissian
72 Carrington Parade, Curl Curl NSW 2099

PROJECT
72 CARRINGTON PARADE, CURL CURL
LOT 1 DP 366860

PROJECT NUMBER	DRAWN	CHECKED	SHEET SCALE	SHEET SIZE
1701	AQ	TB	NTS	A3

SHEET TITLE
COVER PAGE

DOCUMENTATION STAGE	SHEET NUMBER	ISSUE
DA	000	E

BASIX Certificate

Building Sustainability Index www.basix.nsw.gov.au

Single Dwelling

Certificate number: 1204405S_02

This certificate confirms that the proposed development will meet the NSW government's requirements for sustainability, if it is built in accordance with the commitments set out below. Terms used in this certificate, or in the commitments, have the meaning given by the document entitled "BASIX Definitions" dated 10/09/2020 published by the Department. This document is available at www.basix.nsw.gov.au

This certificate is a revision of certificate number 1204405S lodged with the consent authority or certifier on 12 July 2021 with application DA2021/1140.

It is the responsibility of the applicant to verify with the consent authority that the original, or any revised certificate, complies with the requirements of Schedule 1 Clause 2A, 4A or 6A of the Environmental Planning and Assessment Regulation 2000

Secretary
Date of issue: Monday, 16 May 2022
To be valid, this certificate must be lodged within 3 months of the date of issue.

NSW Planning, Industry & Environment

Project summary	
Project name	72 Carrington Pde - Amended DA_02
Street address	72 Carrington Parade Curl Curl 2096
Local Government Area	Northern Beaches Council
Plan type and plan number	deposited 366860
Lot no.	1
Section no.	-
Project type	separate dwelling house
No. of bedrooms	3

Project score		
Water	✔ 40	Target 40
Thermal Comfort	✔ Pass	Target Pass
Energy	✔ 51	Target 50

Certificate Prepared by
Name / Company Name: Breakspear Architects Pty Ltd
ABN (if applicable): 81601670991

Description of project

Project address	
Project name	72 Carrington Pde - Amended DA_02
Street address	72 Carrington Parade Curl Curl 2096
Local Government Area	Northern Beaches Council
Plan type and plan number	Deposited Plan 366860
Lot no.	1
Section no.	-
Project type	
Project type	separate dwelling house
No. of bedrooms	3
Site details	
Site area (m²)	281
Roof area (m²)	90
Conditioned floor area (m2)	284.0
Unconditioned floor area (m2)	6.7
Total area of garden and lawn (m2)	73

Assessor details and thermal loads	
Assessor number	n/a
Certificate number	n/a
Climate zone	n/a
Area adjusted cooling load (MJ/m² year)	n/a
Area adjusted heating load (MJ/m² year)	n/a
Ceiling fan in at least one bedroom	n/a
Ceiling fan in at least one living room or other conditioned area	n/a

Project score		
Water	✔ 40	Target 40
Thermal Comfort	✔ Pass	Target Pass
Energy	✔ 51	Target 50

Schedule of BASIX commitments

The commitments set out below regulate how the proposed development is to be carried out. It is a condition of any development consent granted, or complying development certificate issued, for the proposed development, that BASIX commitments be complied with.

Water Commitments	Show on DA plans	Show on CC/CDC plans & specs	Certifier check
Landscape			
The applicant must plant indigenous or low water use species of vegetation throughout 73.21 square metres of the site.	✔	✔	
Fixtures			
The applicant must install showerheads with a minimum rating of 4 star (> 6 but <= 7.5 L/min plus spray force and/or coverage tests) in all showers in the development.		✔	✔
The applicant must install a toilet flushing system with a minimum rating of 4 star in each toilet in the development.		✔	✔
The applicant must install taps with a minimum rating of 4 star in the kitchen in the development.		✔	
The applicant must install basin taps with a minimum rating of 4 star in each bathroom in the development.		✔	
Alternative water			
Rainwater tank			
The applicant must install a rainwater tank of at least 3000 litres on the site. This rainwater tank must meet, and be installed in accordance with, the requirements of all applicable regulatory authorities.	✔	✔	✔
The applicant must configure the rainwater tank to collect rain runoff from at least 40 square metres of the roof area of the development (excluding the area of the roof which drains to any stormwater tank or private dam).		✔	✔
The applicant must connect the rainwater tank to: • at least one outdoor tap in the development (Note: NSW Health does not recommend that rainwater be used for human consumption in areas with potable water supply.)		✔	✔

Thermal Comfort Commitments	Show on DA plans	Show on CC/CDC plans & specs	Certifier check
General features			
The dwelling must not have more than 2 storeys.	✔	✔	✔
The conditioned floor area of the dwelling must not exceed 300 square metres.	✔	✔	✔
The dwelling must not contain open mezzanine area exceeding 25 square metres.	✔	✔	✔
The dwelling must not contain third level habitable attic room.	✔	✔	✔
Floor, walls and ceiling/roof			
The applicant must construct the floor(s), walls, and ceiling/roof of the dwelling in accordance with the specifications listed in the table below.	✔	✔	✔

Construction	Additional insulation required (R-Value)	Other specifications
floor - concrete slab on ground, 12.31 square metres	nil	
floor - suspended floor above enclosed subfloor, 100.42 square metres, concrete	0.70 (or 1.3 including construction) (down)	
floor - above habitable rooms or mezzanine, 104.24 square metres, concrete	nil	
floor - suspended floor above garage, concrete	nil	
external wall - cavity brick	0.50 (or 1.17 including construction)	
internal wall shared with garage - plasterboard	nil	
ceiling and roof - flat ceiling / flat roof, framed	ceiling: 4 (up), roof: foil/sarking	framed; light (solar absorptance < 0.475)

Note • Insulation specified in this Certificate must be installed in accordance with Part 3.12.1.1 of the Building Code of Australia.

Note • In some climate zones, insulation should be installed with due consideration of condensation and associated interaction with adjoining building materials.

Thermal Comfort Commitments	Show on DA plans	Show on CC/CDC plans & specs	Certifier check
Windows, glazed doors and skylights			
The applicant must install the windows, glazed doors and shading devices described in the table below, in accordance with the specifications listed in the table. Relevant overshadowing specifications must be satisfied for each window and glazed door.	✔	✔	✔
The dwelling may have 1 skylight (<0.7 square metres) which is not listed in the table.	✔	✔	✔
The following requirements must also be satisfied in relation to each window and glazed door:	✔	✔	✔
• For the following glass and frame types, the certifier check can be performed by visual inspection. - Aluminium single clear - Aluminium double (air) clear - Timber/uPVC/fibreglass single clear - Timber/uPVC/fibreglass double (air) clear			✔
• Vertical external louvres and blinds must fully shade the window or glazed door beside which they are situated when fully drawn or closed.		✔	✔
• Overshadowing buildings/vegetation must be of the height and distance from the centre and the base of the window and glazed door, as specified in the 'overshadowing' column.	✔	✔	✔
The applicant must install the skylights described in the table below, in accordance with the specifications listed in the table. Total skylight area must not exceed 3 square metres (the 3 square metre limit does not include the optional additional skylight of less than 0.7 square metres that does not have to be listed in the table).	✔	✔	✔
The following requirements must also be satisfied in relation to each skylight:		✔	✔
• External awnings and louvres must fully shade the skylight above which they are situated when fully drawn or closed		✔	✔

Skylight no.	Maximum area (square metres)	Type	Shading device
S01	2.85	timber, double clear/air fill	adjustable awning or blind

Window/glazed door no.	Maximum height (mm)	Maximum width (mm)	Type	Shading Device (Dimension within 10%)	Overshadowing
North facing					
W04	600	90	aluminium, single, clear	none	not overshadowed
D04	2700	945	aluminium, single, clear	external louvre/vertical blind (adjustable)	not overshadowed
W19	600	600	aluminium, single, clear	none	not overshadowed
D05	2700	970	aluminium, single, clear	external louvre/vertical blind (adjustable)	not overshadowed
W24	1740	1770	aluminium, single, clear	external louvre/vertical blind (adjustable)	not overshadowed
W08	1100	780	aluminium, single, clear	eave 243 mm, 0 mm above head of window or glazed door	not overshadowed
W07	1300	2560	aluminium, single, clear	solid overhang 918 mm, 0 mm above head of window or glazed door	not overshadowed
W18	1700	3000	aluminium, single, clear	external louvre/vertical blind (adjustable)	not overshadowed
W06	1300	2560	aluminium, single, clear	solid overhang 1186 mm, 0 mm above head of window or glazed door	not overshadowed
W22	2250	4515	aluminium, single, clear	solid overhang 980 mm, 0 mm above head of window or glazed door	2-4 m high, 2 m away
W05	2100	2010	aluminium, single, clear	solid overhang 395 mm, 0 mm above head of window or glazed door	not overshadowed
East facing					
W03	2700	390	aluminium, single, clear	none	not overshadowed
W21	2250	1910	aluminium, single, clear	solid overhang 2125 mm, 0 mm above head of window or glazed door	2-4 m high, 2.5 m away
W01	1500	9300	aluminium, single, clear	external louvre/vertical blind (adjustable)	not overshadowed

Window/glazed door no.	Maximum height (mm)	Maximum width (mm)	Type	Shading Device (Dimension within 10%)	Overshadowing
W16	1650	9000	aluminium, single, clear	external louvre/vertical blind (adjustable)	not overshadowed
South facing					
W10	1600	900	aluminium, single, clear	none	>4 m high, <2 m away
W13	1600	900	aluminium, single, clear	none	>4 m high, <2 m away
W12	1600	900	aluminium, single, clear	none	>4 m high, <2 m away
D03	2600	900	aluminium, single, clear	none	>4 m high, <2 m away
W20	1800	2300	aluminium, single, clear	external louvre/vertical blind (adjustable)	2-4 m high, 2 m away
W11	1600	900	aluminium, single, clear	none	>4 m high, <2 m away
West facing					
D08	2700	2740	aluminium, single, clear	solid overhang 1235 mm, 0 mm above head of window or glazed door	2-4 m high, 2.5 m away
W23	2700	840	aluminium, single, clear	external louvre/vertical blind (adjustable)	2-4 m high, 2.5 m away
North-West facing					
W09	2600	840	aluminium, single, clear	none	2-4 m high, 2.5 m away

Energy Commitments	Show on DA plans	Show on CC/CDC plans & specs	Certifier check
Hot water			
The applicant must install the following hot water system in the development, or a system with a higher energy rating: gas storage with a performance of 2 stars.	✔	✔	✔
Cooling system			
The applicant must install the following cooling system, or a system with a higher energy rating, in at least 1 living area: 1-phase airconditioning, Energy rating: 5 star (average zone)		✔	✔
The applicant must install the following cooling system, or a system with a higher energy rating, in at least 1 bedroom: ceiling fans + 1-phase airconditioning, Energy rating: 5 star (average zone)		✔	✔
Heating system			
The applicant must install the following heating system, or a system with a higher energy rating, in at least 1 living area: gas hydronic system; Energy rating: n/a		✔	✔
The applicant must install the following heating system, or a system with a higher energy rating, in at least 1 bedroom: gas hydronic system; Energy rating: n/a		✔	✔
Ventilation			
The applicant must install the following exhaust systems in the development:			
At least 1 Bathroom: individual fan, ducted to façade or roof; Operation control: manual on / timer off		✔	✔
Kitchen: individual fan, ducted to façade or roof; Operation control: manual switch on/off		✔	✔
Laundry: individual fan, ducted to façade or roof; Operation control: manual on / timer off		✔	✔
Artificial lighting			
The applicant must ensure that the "primary type of artificial lighting" is fluorescent or light emitting diode (LED) lighting in each of the following rooms, and where the word "dedicated" appears, the fittings for those lights must only be capable of accepting fluorescent or light emitting diode (LED) lamps:			
• at least 3 of the bedrooms / study; dedicated		✔	✔
• at least 2 of the living / dining rooms; dedicated		✔	✔
• the kitchen;		✔	✔

Energy Commitments	Show on DA plans	Show on CC/CDC plans & specs	Certifier check
• all bathrooms/toilets;		✔	✔
• the laundry;		✔	✔
• all hallways;		✔	✔
Natural lighting			
The applicant must install a window and/or skylight in the kitchen of the dwelling for natural lighting.	✔	✔	✔
The applicant must install a window and/or skylight in 3 bathroom(s)/toilet(s) in the development for natural lighting.	✔	✔	✔
Alternative energy			
The applicant must install a photovoltaic system with the capacity to generate at least 0.7 peak kilowatts of electricity as part of the development. The applicant must connect this system to the development's electrical system.	✔	✔	✔
Other			
The applicant must install a gas cooktop & electric oven in the kitchen of the dwelling.		✔	
The applicant must install a fixed indoor or sheltered clothes drying line as part of the development.		✔	

Legend
In these commitments, "applicant" means the person carrying out the development.
Commitments identified with a ✔ in the "Show on DA plans" column must be shown on the plans accompanying the development application for the proposed development (if a development application is to be lodged for the proposed development).
Commitments identified with a ✔ in the "Show on CC/CDC plans and specs" column must be shown in the plans and specifications accompanying the application for a construction certificate / complying development certificate for the proposed development.
Commitments identified with a ✔ in the "Certifier check" column must be certified by a certifying authority as having been fulfilled, before a final occupation certificate(either interim or final) for the development may be issued.

This drawing should be read in conjunction with all relevant contracts, specifications, reports and drawings. Do not scale drawings. dimensions govern. Verify all dimensions on site before construction. Copyright of this drawing is vested in Breakspear Architects pty ltd.

NOT FOR CONSTRUCTION

REV	DATE	DESCRIPTION
D	16.05.22	ISSUED FOR APPROVAL
C	06.04.22	DA SUBMISSION - AMENDED
B	03.06.21	DA SUBMISSION
A	28.05.21	DA FOR CLIENT REVIEW

STRUCTURAL ENGINEER
Cantilever Consulting Engineers
Damian Hadley
Suite 206 Flourmill Studios, 3 Gladstone St, Newtown NSW 2042
M: 0418 939 532 E: damian@cantileverengineers.com.au

PLANNING CONSULTANT
BBF Town Planners
Michael Haynes
9 Narabang Way, Belrose NSW 2085
P: (02) 9986 2535 E: michael@bbfplanners.com.au

LANDSCAPE ARCHITECT
Paterson Design Studio
Garth Paterson
16a/1-15 Tramore Place, Killarney Heights, NSW 2087
M: 0419 501 681 E: garth@pdsdesign.com.au

HYDRAULIC ENGINEER
Ecological Design
John Caley
11 Clara Street, Newtown NSW 2042
M: 0418 262 706 E: john@ecologicaldesign.com.au

GEOTECHNICAL ENGINEER
STS GeoEnvironmental Pty Ltd
Matt Green
14/1 Cowpasture Place, Wetherill Park, NSW 2164
M: 0459 988 086 E: mgreen@stsgeo.com.au

CIVIL ENGINEER
Donovan Associates
Scott Sharma
15 Parkes St Parramatta, NSW 2150
P: 02 9806 3000 E: scott@donovanassociates.com

ARCHITECT
BREAKSPEAR ARCHITECTS
ABN 81 601 670 991 ACN 601 670 991
Level 1, 13 The Corso, Manly NSW 2095
P: 0421 661 146 E: studio@brkspr.com

CLIENT
Berge and Nea Der Sarkissian
72 Carrington Parade, Curl Curl NSW 2099

PROJECT
72 CARRINGTON PARADE, CURL CURL
LOT 1 DP 366860

PROJECT NUMBER	DRAWN	CHECKED	SHEET SCALE	SHEET SIZE
1701	AQ	TB		A3

SHEET TITLE
BASIX

DOCUMENTATION STAGE	SHEET NUMBER	ISSUE
DA	001	D

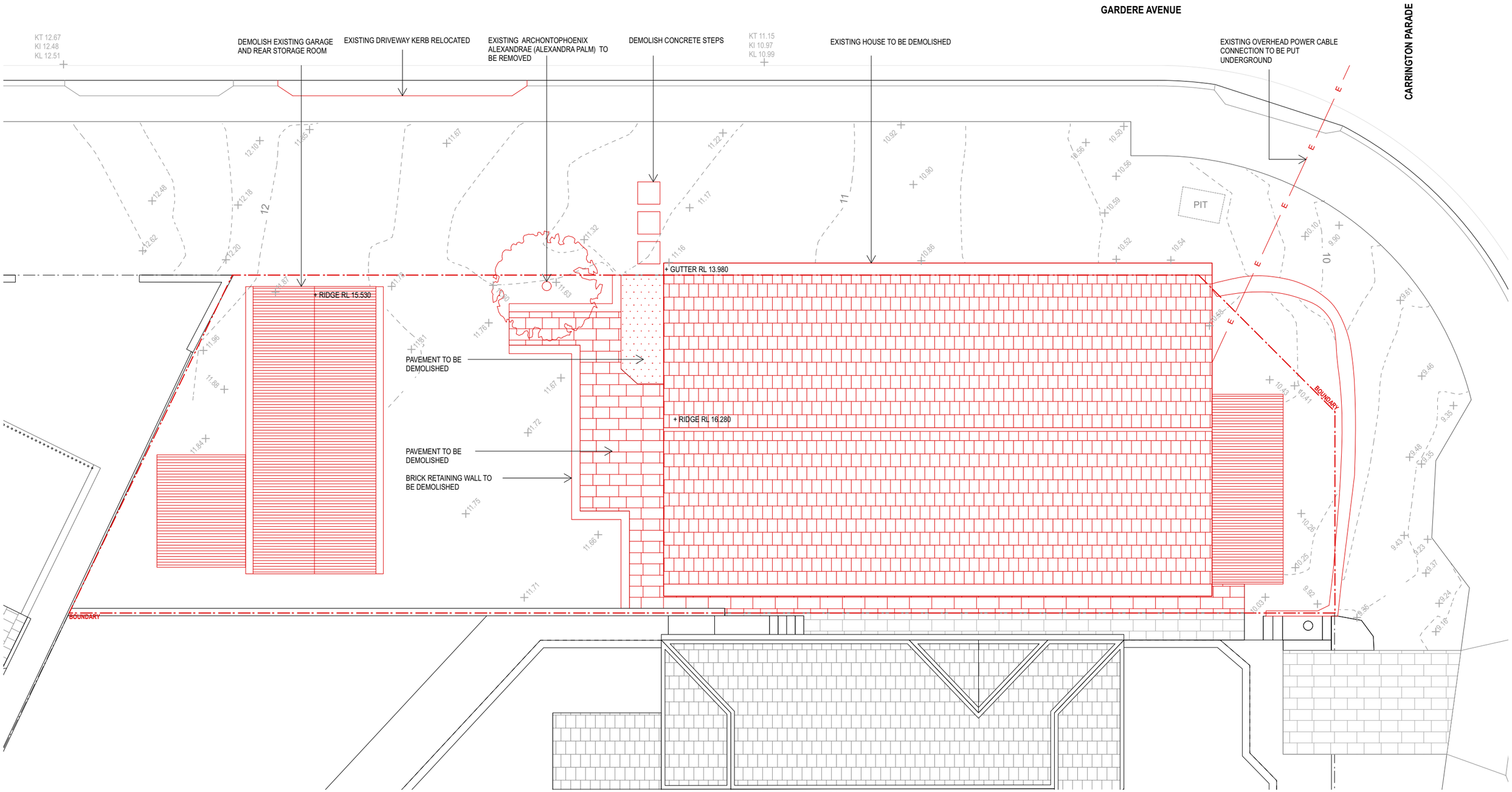

1 DEMOLITION PLAN
1:100

0 1 2 5

This drawing should be read in conjunction with all relevant contracts, specifications, reports and drawings. Do not scale drawings. dimensions govern. Verify all dimensions on site before construction. Copyright of this drawing is vested in Breakspear Architects pty ltd.

NOT FOR CONSTRUCTION

REV	DATE	DESCRIPTION
C	16.05.22	ISSUED FOR APPROVAL
C	06.04.22	DA SUBMISSION - AMENDED
B	07.06.21	DA SUBMISSION
A	28.05.21	DA FOR CLIENT REVIEW

STRUCTURAL ENGINEER
Cantilever Consulting Engineers
Damian Hadley
Suite 206 Flourmill Studios, 3 Gladstone St, Newtown NSW 2042
M: 0418 939 532 E: damian@cantileverengineers.com.au

HYDRAULIC ENGINEER
Ecological Design
John Caley
11 Clara Street, Newtown NSW 2042
M: 0418 262 706 E: john@ecologicaldesign.com.au

PLANNING CONSULTANT
BBF Town Planners
Michael Haynes
9 Narabang Way, Belrose NSW 2085
P: (02) 9986 2535 E: michael@bbfplanners.com.au

GEOTECHNICAL ENGINEER
STS GeoEnvironmental Pty Ltd
Matt Green
14/1 Cowpasture Place, Wetherill Park, NSW 2164
M: 0459 988 086 E: mgreen@stsgeo.com.au

LANDSCAPE ARCHITECT
Paterson Design Studio
Garth Paterson
16a/1-15 Tramore Place, Killarney Heights, NSW 2087
M: 0419 501 681 E: garth@pdsdesign.com.au

CIVIL ENGINEER
Donovan Associates
Scott Sharma
15 Parkes St Parramatta, NSW 2150
P: 02 9806 3000 E: scott@donovanassociates.com

ARCHITECT
BREAKSPEAR ARCHITECTS
ABN 81 601 670 991 ACN 601 670 991
Level 1, 13 The Corso, Manly NSW 2095
P: 0421 661 146 E: studio@brkspr.com

CLIENT
Berge and Nea Der Sarkissian
72 Carrington Parade, Curl Curl NSW 2099

PROJECT
72 CARRINGTON PARADE, CURL CURL
LOT 1 DP 366860

PROJECT NUMBER	DRAWN	CHECKED	SHEET SCALE	SHEET SIZE
1701	AQ	TB	1:100	A3

SHEET TITLE
DEMOLITION PLAN

DOCUMENTATION STAGE	SHEET NUMBER	ISSUE
DA	103	C

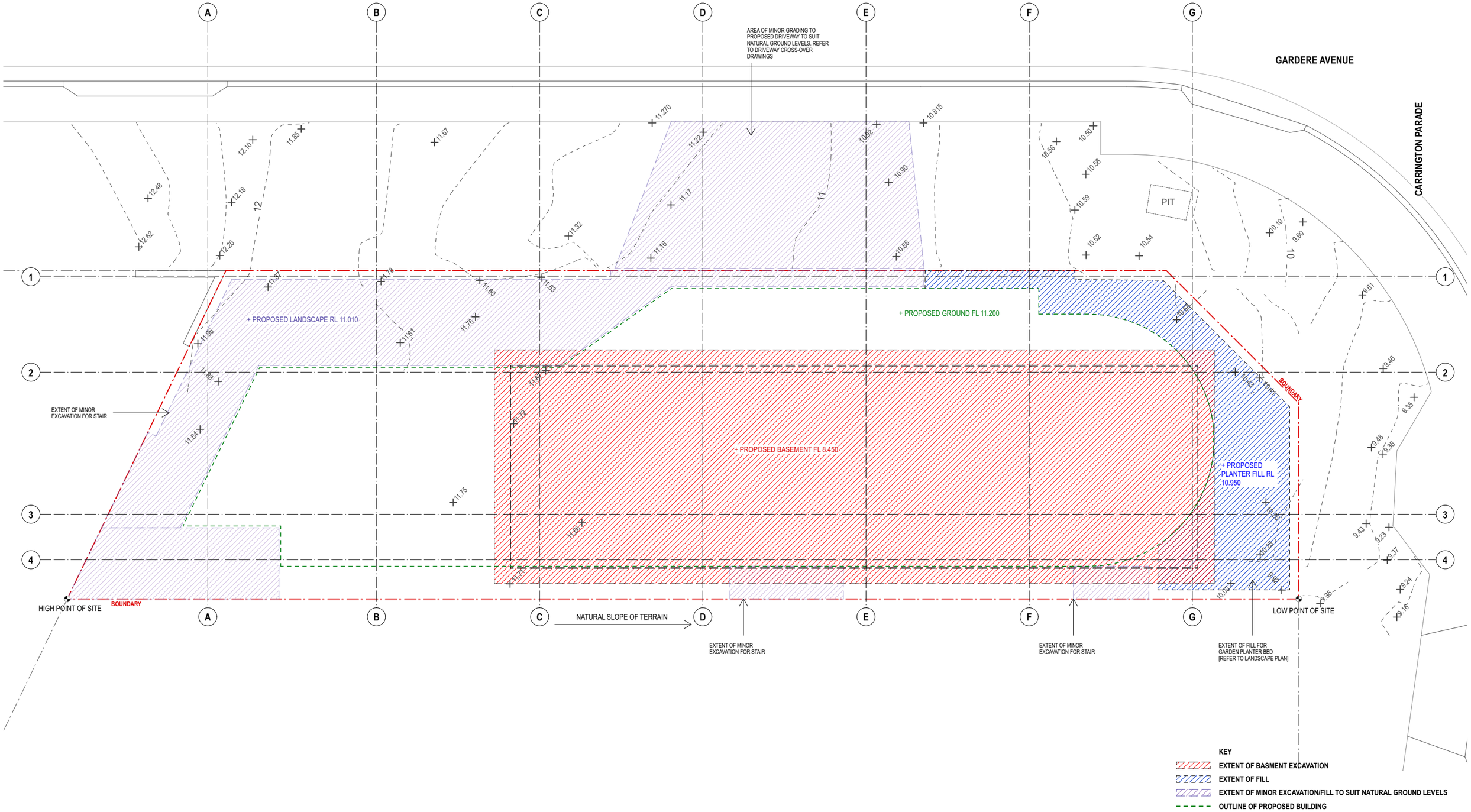

1 EXCAVATION AND FILL PLAN
1:100

0 1 2 5

This drawing should be read in conjunction with all relevant contracts, specifications, reports and drawings. Do not scale drawings. dimensions govern. Verify all dimensions on site before construction. Copyright of this drawing is vested in Breakspear Architects pty ltd.

NOT FOR CONSTRUCTION

REV	DATE	DESCRIPTION
F	16.05.22	ISSUED FOR APPROVAL
E	06.04.22	DA SUBMISSION - AMENDED
D	18.02.22	DA FOR CLIENT REVIEW
C	07.06.21	DA SUBMISSION
B	03.05.21	REVISED FOR DA
A	28.05.21	DA FOR CLIENT REVIEW

STRUCTURAL ENGINEER
Cantilever Consulting Engineers
Damian Hadley
Suite 206 Flourmill Studios, 3 Gladstone St, Newtown NSW 2042
M: 0418 939 532 E: damian@cantileverengineers.com.au

PLANNING CONSULTANT
BBF Town Planners
Michael Haynes
9 Narabang Way, Belrose NSW 2085
P: (02) 9986 2535 E: michael@bbfplanners.com.au

LANDSCAPE ARCHITECT
Paterson Design Studio
Garth Paterson
16a/1-15 Tramore Place, Killarney Heights, NSW 2087
M: 0419 501 681 E: garth@pdsdesign.com.au

ARCHITECT
BREAKSPEAR ARCHITECTS
ABN 81 601 670 991 ACN 601 670 991
Level 1, 13 The Corso, Manly NSW 2095
P: 0421 661 146 E: studio@brkspr.com

HYDRAULIC ENGINEER
Ecological Design
John Caley
11 Clara Street, Newtown NSW 2042
M: 0418 262 706 E: john@ecologicaldesign.com.au

GEOTECHNICAL ENGINEER
STS GeoEnvironmental Pty Ltd
Matt Green
14/1 Cowpasture Place, Wetherill Park, NSW 2164
M: 0459 988 086 E: mgreen@stsgeo.com.au

CIVIL ENGINEER
Donovan Associates
Scott Sharma
15 Parkes St Parramatta, NSW 2150
P: 02 9806 3000 E: scott@donovanassociates.com

CLIENT
Berge and Nea Der Sarkissian
72 Carrington Parade, Curl Curl NSW 2099

PROJECT
72 CARRINGTON PARADE, CURL CURL
LOT 1 DP 366860

PROJECT NUMBER	DRAWN	CHECKED	SHEET SCALE	SHEET SIZE
1701	AQ	TB	1:100	A3

SHEET TITLE
EXCAVATION AND FILL PLAN

DOCUMENTATION STAGE	SHEET NUMBER	ISSUE
DA	104	F

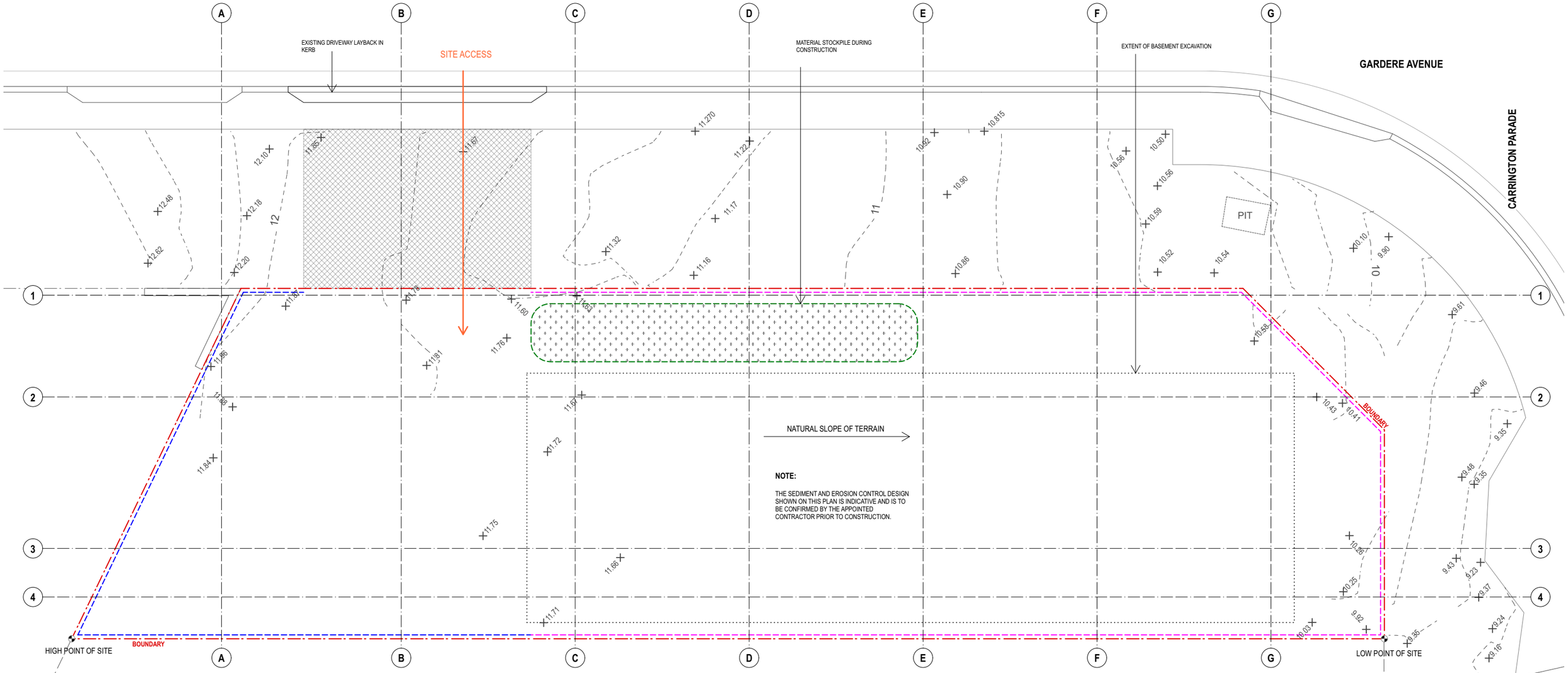

NOTE:

THE SEDIMENT AND EROSION CONTROL DESIGN SHOWN ON THIS PLAN IS INDICATIVE AND IS TO BE CONFIRMED BY THE APPOINTED CONTRACTOR PRIOR TO CONSTRUCTION.

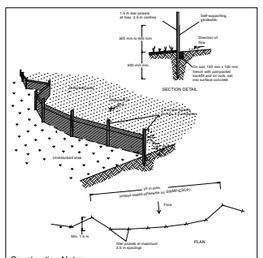

Construction Notes

1. Construct sediment fences as close as possible to being parallel to the contours of the site, but with small returns as shown in the drawing to limit the catchment area of any one section. The catchment area should be small enough to limit water flow if concentrated at one point to 50 litres per second in the design storm event, usually the 10-year event.
2. Cut a 150-mm deep trench along the upslope line of the fence for the bottom of the fabric to be entrenched.
3. Drive 1.5 metre long star pickets into ground at 2.5 metre intervals (max) at the downslope edge of the trench. Ensure any star pickets are fitted with safety caps.
4. Fix self-supporting geotextile to the upslope side of the posts ensuring it goes to the base of the trench. Fix the geotextile with wire ties or as recommended by the manufacturer. Only use geotextile specifically produced for sediment fencing. The use of shade cloth for this purpose is not satisfactory.
5. Join sections of fabric at a support post with a 150-mm overlap.
6. Backfill the trench over the base of the fabric and compact it thoroughly over the geotextile.

SEDIMENT FENCE SD 6-8

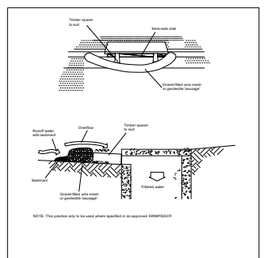

Construction Notes

1. Install filters to kerb inlets only at sag points.
2. Fabricate a sleeve made from geotextile or wire mesh longer than the length of the inlet and fill it with 40/20 mm gauge aggregate.
3. Form an elliptical cross-section about 150 mm high x 400 mm wide.
4. Place the filter at the opening leaving at least a 100-mm space between it and the kerb inlet. Maintain the opening with spacer blocks.
5. Form a seal with the kerb to prevent sediment bypassing the filter.
6. Sandbags filled with gravel can substitute for the mesh or geotextile providing they are placed so that they firmly abut each other and sediment-laden waters cannot pass between.

MESH AND GRAVEL INLET FILTER SD 6-11

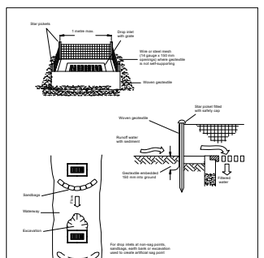

Construction Notes

1. Fabricate a sediment barrier made from geotextile or straw bales.
2. Follow Standard Drawing 6.7 and Standard Drawing 6.8 for installation procedures for the straw bales or geotextile. Reduce the picket spacing to 1 metre centres.
3. In waterways, artificial sag points can be created with sandbags or earth banks as shown in the drawing.
4. Do not cover the inlet with geotextile unless the design is adequate to allow for all waters to bypass it.

GEOTEXTILE INLET FILTER SD 6-12

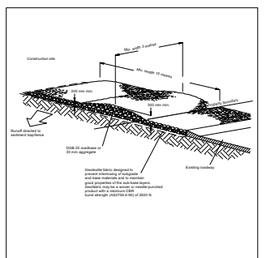

Construction Notes

1. Strip the topsoil, level the site and compact the subgrade.
2. Cover the area with needle-punched geotextile.
3. Construct a 200 mm thick pad over the geotextile using road base or 30 mm aggregate.
4. Ensure the structure is at least 15 metres long or to building alignment and at least 3 metres wide.
5. Where a sediment fence joins onto the stabilised access, construct a hump in the stabilised excess to divert water to the sediment fence

STABILISED SITE ACCESS SD 6-14

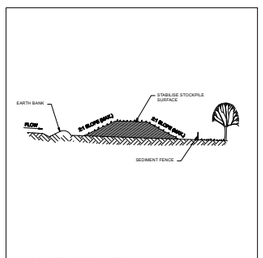

CONSTRUCTION NOTES

1. FORCE STOCKPILES MORE THAN 2 (TWO) EVENLY 5) METRES FROM EXISTING VEGETATION, CONCENTRATED WATER FLOW, ROADS AND HAZARD AREAS.
2. CONSTRUCT ON THE CONTOUR AS LOW, FLAT, ELONGATED MOUNDS.
3. WHERE THERE IS SUFFICIENT AREA, TOPSOIL STOCKPILES SHALL BE LESS THAN 2 METRES HIGH.
4. WHERE THEY ARE TO BE IN PLACE FOR MORE THAN 10 DAYS, STABILISE FOLLOWING THE APPROVED ESCP OR SWMP TO REDUCE THE C-FACTOR TO LESS THAN 0.10.
5. CONSTRUCT EARTH BANKS (STANDARD DRAWING 5-5) ON THE UPSLOPE SIDE TO DIVERT WATER AROUND STOCKPILES AND SEDIMENT FENCES (STANDARD DRAWING 6-8) 1 TO 2 METRES DOWNSLOPE.

STOCKPILES SD 4-1

KEY

- STOCK PILE FOR BUILDING MATERIAL IF REQUIRED [REFER TO SD 4-1]
- STABILIZED SITE ENTRY/EXIT [REFER TO SD 6-14]
- SEDIMENT FENCE [REFER TO SD 6-8]
- BARRIER FENCE

1 EROSION AND SEDIMENT CONTROL PLAN

1:100

0 1 2 5

This drawing should be read in conjunction with all relevant contracts, specifications, reports and drawings. Do not scale drawings. dimensions govern. Verify all dimensions on site before construction. Copyright of this drawing is vested in Breakspear Architects pty ltd.

NOT FOR CONSTRUCTION

REV	DATE	DESCRIPTION
E	16.05.22	ISSUED FOR APPROVAL
D	06.04.22	DA SUBMISSION - AMENDED
C	18.02.22	DA FOR CLIENT REVIEW
B	07.06.21	DA SUBMISSION
A	28.05.21	DA FOR CLIENT REVIEW

STRUCTURAL ENGINEER
Cantilever Consulting Engineers
Damian Hadley
Suite 206 Flourmill Studios, 3 Gladstone St, Newtown NSW 2042
M: 0418 939 532 E: damian@cantileverengineers.com.au

HYDRAULIC ENGINEER
Ecological Design
John Caley
11 Clara Street, Newtown NSW 2042
M: 0418 262 706 E: john@ecologicaldesign.com.au

PLANNING CONSULTANT
BBF Town Planners
Michael Haynes
9 Narabang Way, Belrose NSW 2085
P: (02) 9986 2535 E: michael@bbfplanners.com.au

GEOTECHNICAL ENGINEER
STS GeoEnvironmental Pty Ltd
Matt Green
14/1 Cowpasture Place, Wetherill Park, NSW 2164
M: 0459 988 086 E: mgreen@stsgeo.com.au

LANDSCAPE ARCHITECT
Paterson Design Studio
Garth Paterson
16a/1-15 Tramore Place, Killarney Heights, NSW 2087
M: 0419 501 681 E: garth@pdsdesign.com.au

CIVIL ENGINEER
Donovan Associates
Scott Sharma
15 Parkes St Parramatta, NSW 2150
P: 02 9806 3000 E: scott@donovanassociates.com

ARCHITECT
BREAKSPEAR ARCHITECTS
ABN 81 601 670 991 ACN 601 670 991
Level 1, 13 The Corso, Manly NSW 2095
P: 0421 661 146 E: studio@brkspr.com

CLIENT
Berge and Nea Der Sarkissian
72 Carrington Parade, Curl Curl NSW 2099

PROJECT
72 CARRINGTON PARADE, CURL CURL
LOT 1 DP 366860

PROJECT NUMBER	DRAWN	CHECKED	SHEET SCALE	SHEET SIZE
1701	AQ	TB	1:100	A3

SHEET TITLE
EROSION AND SEDIMENT CONTROL PLAN

DOCUMENTATION STAGE	SHEET NUMBER	ISSUE
DA	105	E

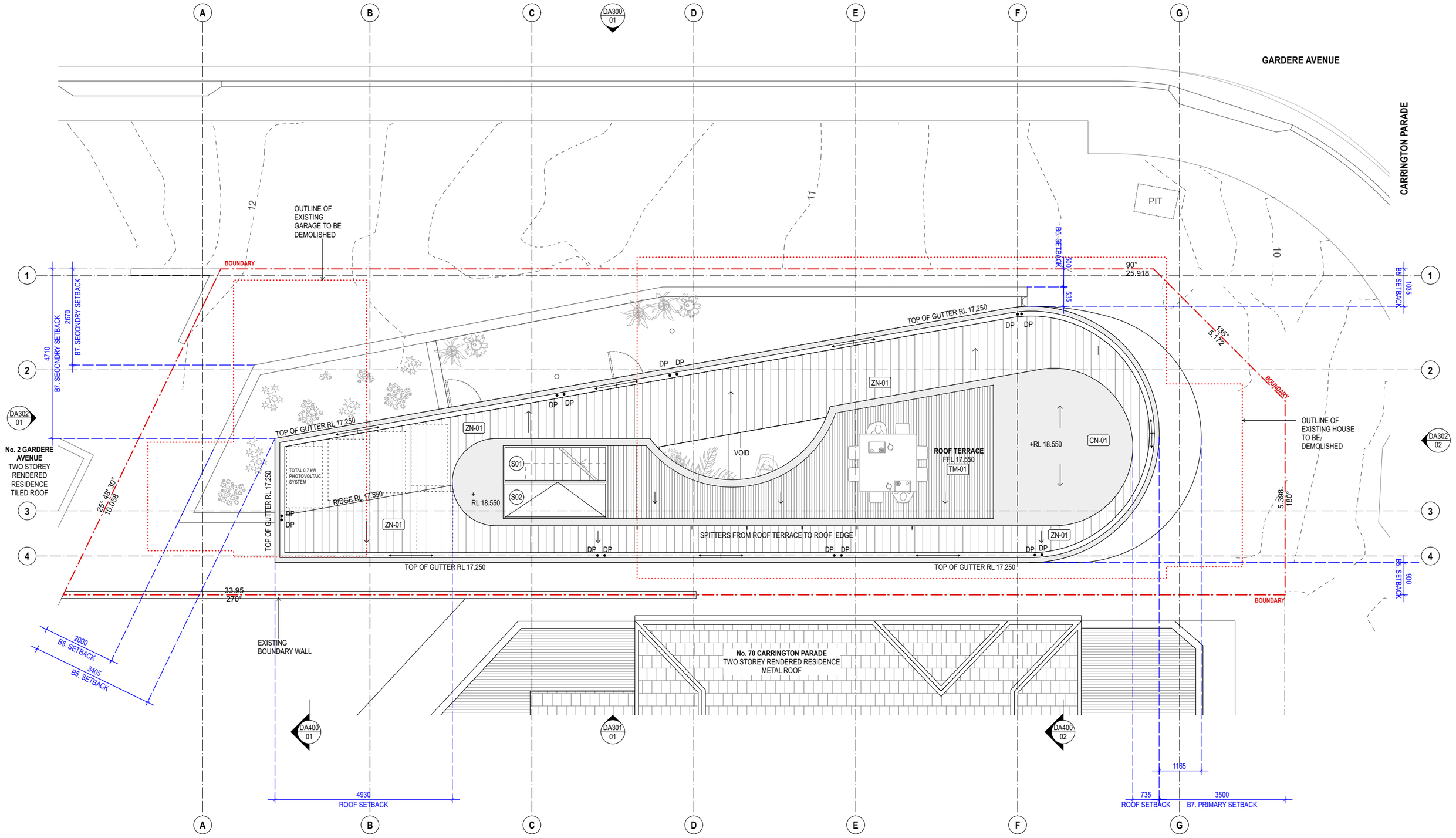

1 **ROOF PLAN**
1:100

This drawing should be read in conjunction with all relevant contracts, specifications, reports and drawings. Do not scale drawings. dimensions govern. Verify all dimensions on site before construction. Copyright of this drawing is vested in Breakspear Architects pty ltd.

0 1 2 5

NOT FOR CONSTRUCTION

REV	DATE	DESCRIPTION
K	16.05.22	ISSUE FOR APPROVAL
J	13.05.22	LEC 2 (OPT F)
I	11.05.22	LEC 2 (OPT D)
H	10.05.22	LEC 2 (OPT C)
G	06.04.22	DA SUBMISSION - AMENDED
F	21.02.22	DA FOR CLIENT REVIEW
E	18.02.22	DA FOR CLIENT REVIEW
D	07.06.21	DA SUBMISSION
C	28.05.21	DA FOR CLIENT REVIEW
B	03.05.21	DRAFT. FOR CLIENT REVIEW

STRUCTURAL ENGINEER
Cantilever Consulting Engineers
Damian Hadley
Suite 206 Flourmill Studios, 3 Gladstone St, Newtown NSW 2042
M: 0418 939 532 E: damian@cantileverengineers.com.au

HYDRAULIC ENGINEER
Ecological Design
John Caley
11 Clara Street, Newtown NSW 2042
M: 0418 262 706 E: john@ecologicaldesign.com.au

PLANNING CONSULTANT
BBF Town Planners
Michael Haynes
9 Narabang Way, Belrose NSW 2085
P: (02) 9986 2535 E: michael@bbfplanners.com.au

GEOTECHNICAL ENGINEER
STS GeoEnvironmental Pty Ltd
Matt Green
14/1 Cowpasture Place, Wetherill Park, NSW 2164
M: 0459 988 086 E: mgreen@stsgeo.com.au

LANDSCAPE ARCHITECT
Paterson Design Studio
Garth Paterson
16a/1-15 Tramore Place, Killarney Heights, NSW 2087
M: 0419 501 681 E: garth@pdsdesign.com.au

CIVIL ENGINEER
Donovan Associates
Scott Sharma
15 Parkes St Parramatta, NSW 2150
P: 02 9806 3000 E: scott@donovanassociates.com

ARCHITECT
BREAKSPEAR ARCHITECTS
ABN 81 601 670 991 ACN 601 670 991
Level 1, 13 The Corso, Manly NSW 2095
P: 0421 661 146 E: studio@brkspr.com

CLIENT
Berge and Nea Der Sarkissian
72 Carrington Parade, Curl Curl NSW 2099

PROJECT
72 CARRINGTON PARADE, CURL CURL
LOT 1 DP 366860

PROJECT NUMBER	DRAWN	CHECKED	SHEET SCALE	SHEET SIZE
1701	AQ	TB	1:100	A3

SHEET TITLE
ROOF PLAN

DOCUMENTATION STAGE	SHEET NUMBER	ISSUE
DA	200	K

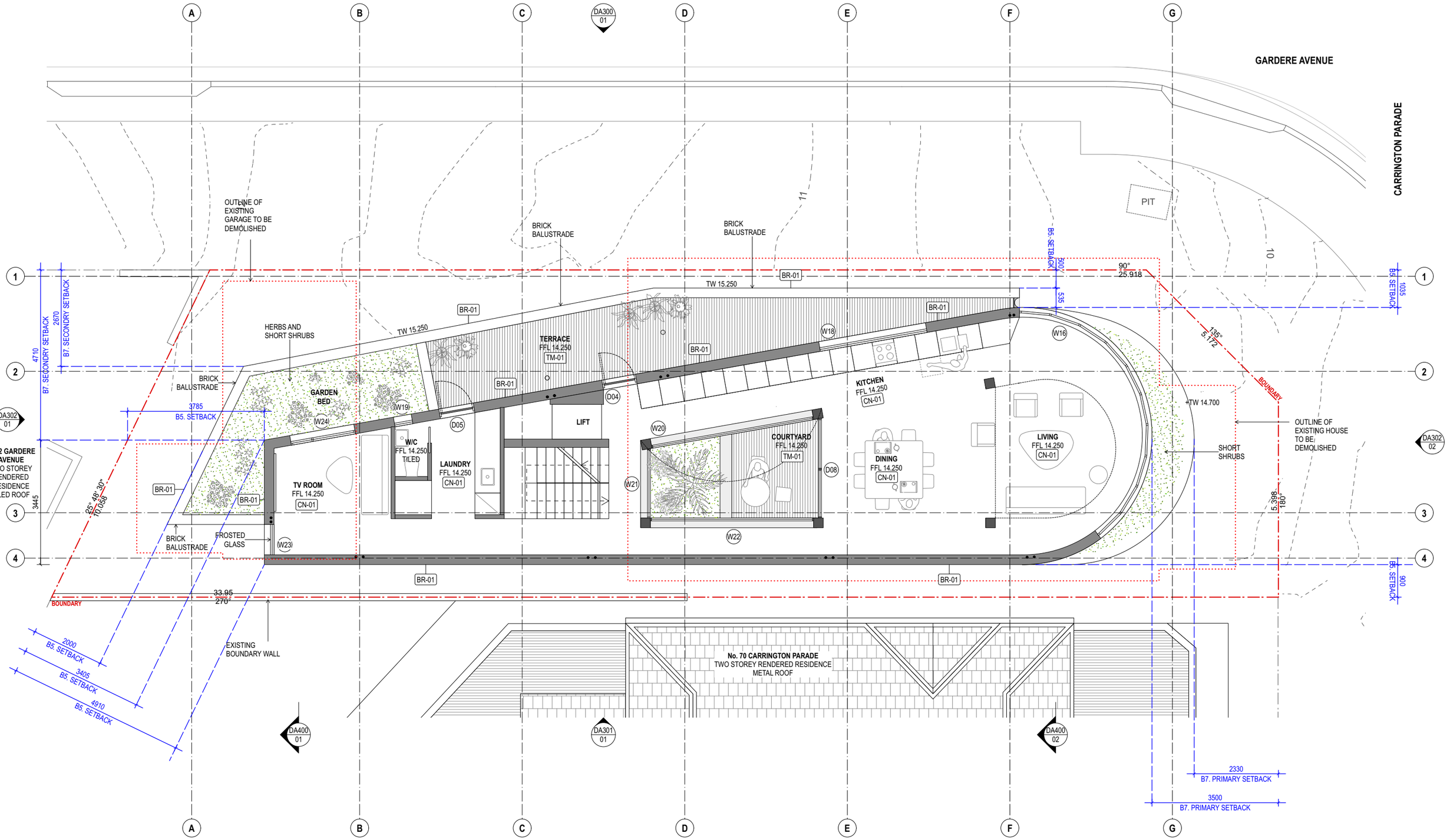

1 **FIRST FLOOR PLAN**
1:100

This drawing should be read in conjunction with all relevant contracts, specifications, reports and drawings. Do not scale drawings. dimensions govern. Verify all dimensions on site before construction. Copyright of this drawing is vested in Breakspear Architects pty ltd.

NOT FOR CONSTRUCTION

0 1 2 5

REV	DATE	DESCRIPTION
K	16.05.22	ISSUE FOR APPROVAL
J	13.05.22	LEC 2 (OPT F)
I	11.05.22	LEC 2 (OPT D)
H	10.05.22	LEC 2 (OPT C)
G	06.04.22	DA SUBMISSION - AMENDED
F	21.02.22	DA FOR CLIENT REVIEW
E	18.02.22	DA FOR CLIENT REVIEW
D	07.06.21	DA SUBMISSION
C	28.05.21	DA FOR CLIENT REVIEW
B	03.05.21	DRAFT. FOR CLIENT REVIEW

STRUCTURAL ENGINEER
Cantilever Consulting Engineers
Damian Hadley
Suite 206 Flourmill Studios, 3 Gladstone St, Newtown NSW 2042
M: 0418 939 532 E: damian@cantileverengineers.com.au

PLANNING CONSULTANT
BBF Town Planners
Michael Haynes
9 Narabang Way, Belrose NSW 2085
P: (02) 9986 2535 E: michael@bbfplanners.com.au

LANDSCAPE ARCHITECT
Paterson Design Studio
Garth Paterson
16a/1-15 Tramore Place, Killarney Heights, NSW 2087
M: 0419 501 681 E: garth@pdsdesign.com.au

HYDRAULIC ENGINEER
Ecological Design
John Caley
11 Clara Street, Newtown NSW 2042
M: 0418 262 706 E: john@ecologicaldesign.com.au

GEOTECHNICAL ENGINEER
STS GeoEnvironmental Pty Ltd
Matt Green
14/1 Cowpasture Place, Wetherill Park, NSW 2164
M: 0459 988 086 E: mgreen@stsgeo.com.au

CIVIL ENGINEER
Donovan Associates
Scott Sharma
15 Parkes St Parramatta, NSW 2150
P: 02 9806 3000 E: scott@donovanassociates.com

ARCHITECT
BREAKSPEAR ARCHITECTS
ABN 81 601 670 991 ACN 601 670 991
Level 1, 13 The Corso, Manly NSW 2095
P: 0421 661 146 E: studio@brkspr.com

CLIENT
Berge and Nea Der Sarkissian
72 Carrington Parade, Curl Curl NSW 2099

PROJECT
72 CARRINGTON PARADE, CURL CURL
LOT 1 DP 366860

PROJECT NUMBER	DRAWN	CHECKED	SHEET SCALE	SHEET SIZE
1701	AQ	TB	1:100	A3

SHEET TITLE
FIRST FLOOR PLAN

DOCUMENTATION STAGE	SHEET NUMBER	ISSUE
DA	201	K

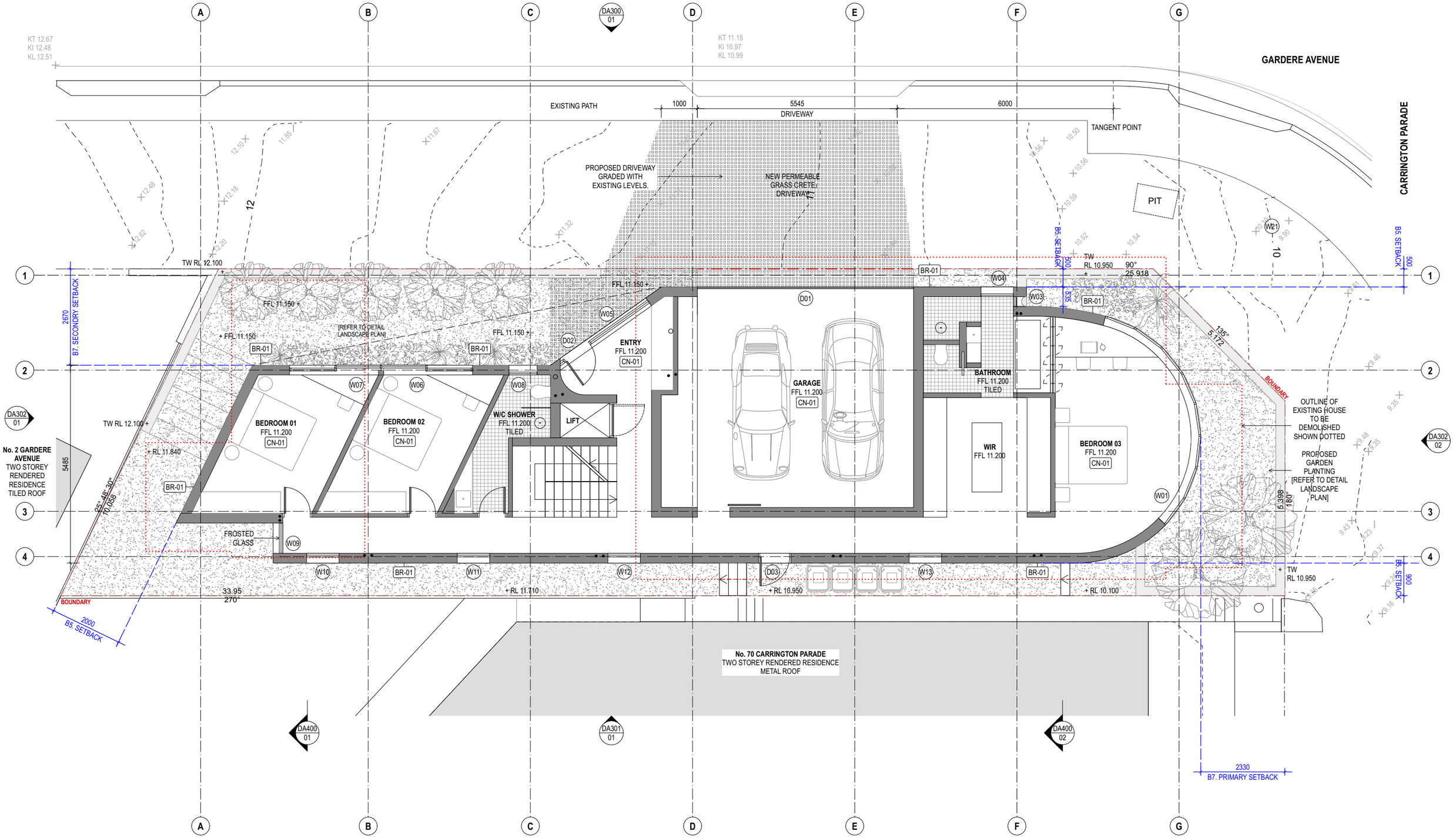

1 GROUND FLOOR PLAN
1:100

0 1 2 5

This drawing should be read in conjunction with all relevant contracts, specifications, reports and drawings. Do not scale drawings. dimensions govern. Verify all dimensions on site before construction. Copyright of this drawing is vested in Breakspear Architects pty ltd.

NOT FOR CONSTRUCTION

REV	DATE	DESCRIPTION
K	16.05.22	ISSUE FOR APPROVAL
J	13.05.22	LEC 2 (OPT F)
I	11.05.22	LEC 2 (OPT D)
H	10.05.22	LEC 2 (OPT C)
G	06.04.22	DA SUBMISSION - AMENDED
F	21.02.22	DA FOR CLIENT REVIEW
E	18.02.22	DA FOR CLIENT REVIEW
D	07.06.21	DA SUBMISSION
C	28.05.21	DA FOR CLIENT REVIEW
B	03.05.21	DRAFT. FOR CLIENT REVIEW

STRUCTURAL ENGINEER
Cantilever Consulting Engineers
Damian Hadley
Suite 206 Flourmill Studios, 3 Gladstone St, Newtown NSW 2042
M: 0418 939 532 E: damian@cantileverengineers.com.au

HYDRAULIC ENGINEER
Ecological Design
John Caley
11 Clara Street, Newtown NSW 2042
M: 0418 262 706 E: john@ecologicaldesign.com.au

PLANNING CONSULTANT
BBF Town Planners
Michael Haynes
9 Narabang Way, Belrose NSW 2085
P: (02) 9986 2535 E: michael@bbfplanners.com.au

GEOTECHNICAL ENGINEER
STS GeoEnvironmental Pty Ltd
Matt Green
14/1 Cowpasture Place, Wetherill Park, NSW 2164
M: 0459 988 086 E: mgreen@stsgeo.com.au

LANDSCAPE ARCHITECT
Paterson Design Studio
Garth Paterson
16a/1-15 Tramore Place, Killarney Heights, NSW 2087
M: 0419 501 681 E: garth@pdsdesign.com.au

CIVIL ENGINEER
Donovan Associates
Scott Sharma
15 Parkes St Parramatta, NSW 2150
P: 02 9806 3000 E: scott@donovanassociates.com

ARCHITECT
BREAKSPEAR ARCHITECTS
ABN 81 601 670 991 ACN 601 670 991
Level 1, 13 The Corso, Manly NSW 2095
P: 0421 661 146 E: studio@brkspr.com

CLIENT
Berge and Nea Der Sarkissian
72 Carrington Parade, Curl Curl NSW 2099

PROJECT
72 CARRINGTON PARADE, CURL CURL
LOT 1 DP 366860

PROJECT NUMBER	DRAWN	CHECKED	SHEET SCALE	SHEET SIZE
1701	AQ	TB	1:100	A3

SHEET TITLE
GROUND FLOOR PLAN

DOCUMENTATION STAGE	SHEET NUMBER	ISSUE
DA	202	K

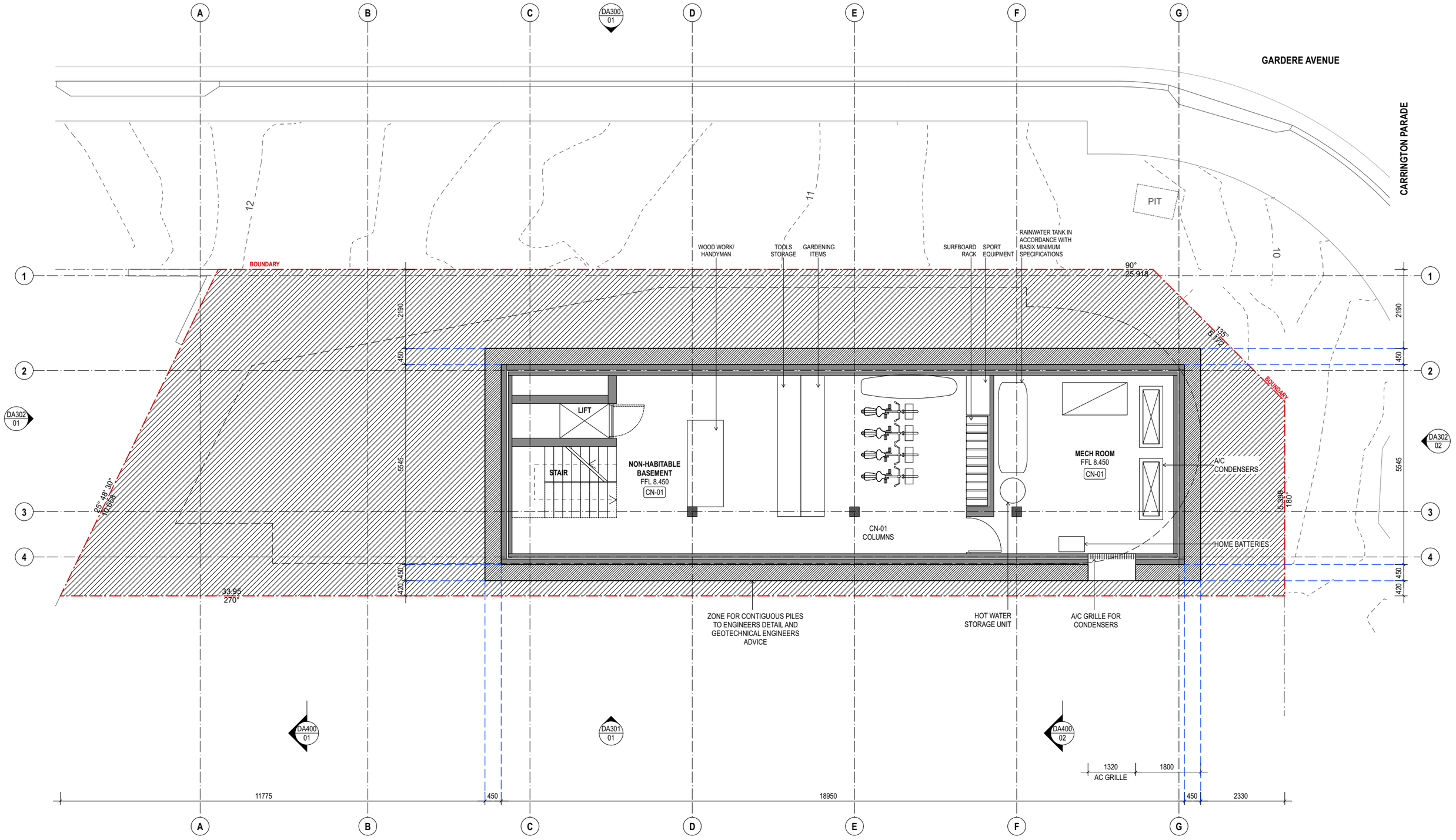

1 BASEMENT FLOOR PLAN
1:100

This drawing should be read in conjunction with all relevant contracts, specifications, reports and drawings. Do not scale drawings. dimensions govern. Verify all dimensions on site before construction. Copyright of this drawing is vested in Breakspear Architects pty ltd.

0 1 2 5

NOT FOR CONSTRUCTION

REV	DATE	DESCRIPTION
K	16.05.22	ISSUE FOR APPROVAL
J	13.05.22	LEC 2 (OPT F)
I	11.05.22	LEC 2 (OPT D)
H	10.05.22	LEC 2 (OPT C)
G	06.04.22	DA SUBMISSION - AMENDED
F	21.02.22	DA FOR CLIENT REVIEW
E	18.02.22	DA FOR CLIENT REVIEW
D	03.05.21	REVISED FOR DA
C	28.05.21	DA FOR CLIENT REVIEW
B	03.05.21	DRAFT. FOR CLIENT REVIEW

STRUCTURAL ENGINEER
Cantilever Consulting Engineers
Damian Hadley
Suite 206 Flourmill Studios, 3 Gladstone St, Newtown NSW 2042
M: 0418 939 532 E: damian@cantileverengineers.com.au

PLANNING CONSULTANT
BBF Town Planners
Michael Haynes
9 Narabang Way, Belrose NSW 2085
P: (02) 9986 2535 E: michael@bbfplanners.com.au

LANDSCAPE ARCHITECT
Paterson Design Studio
Garth Paterson
16a/1-15 Tramore Place, Killarney Heights, NSW 2087
M: 0419 501 681 E: garth@pdsdesign.com.au

HYDRAULIC ENGINEER
Ecological Design
John Caley
11 Clara Street, Newtown NSW 2042
M: 0418 262 706 E: john@ecologicaldesign.com.au

GEOTECHNICAL ENGINEER
STS GeoEnvironmental Pty Ltd
Matt Green
14/1 Cowpasture Place, Wetherill Park, NSW 2164
M: 0459 988 086 E: mgreen@stsgeo.com.au

CIVIL ENGINEER
Donovan Associates
Scott Sharma
15 Parkes St Parramatta, NSW 2150
P: 02 9806 3000 E: scott@donovanassociates.com

ARCHITECT
BREAKSPEAR ARCHITECTS
ABN 81 601 670 991 ACN 601 670 991
Level 1, 13 The Corso, Manly NSW 2095
P: 0421 661 146 E: studio@brkspr.com

CLIENT
Berge and Nea Der Sarkissian
72 Carrington Parade, Curl Curl NSW 2099

PROJECT
72 CARRINGTON PARADE, CURL CURL
LOT 1 DP 366860

PROJECT NUMBER	DRAWN	CHECKED	SHEET SCALE	SHEET SIZE
1701	AQ	TB	1:100	A3

SHEET TITLE
BASEMENT FLOOR PLAN

DOCUMENTATION STAGE	SHEET NUMBER	ISSUE
DA	203	K

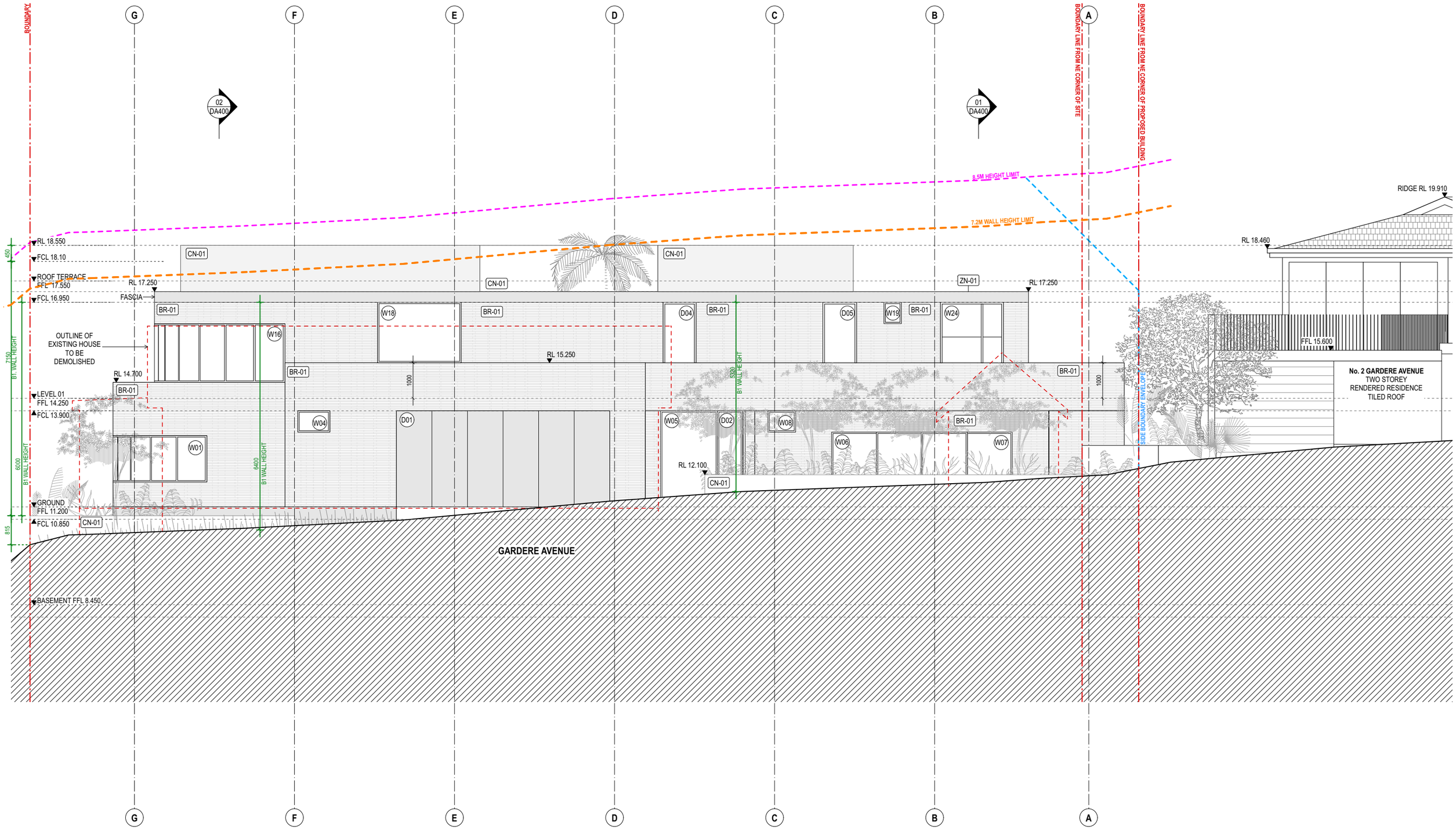

1 NORTH ELEVATION
1:100

0 1 2 5

This drawing should be read in conjunction with all relevant contracts, specifications, reports and drawings. Do not scale drawings. dimensions govern. Verify all dimensions on site before construction. Copyright of this drawing is vested in Breakspear Architects pty ltd.

NOT FOR CONSTRUCTION

REV	DATE	DESCRIPTION
I	16.05.22	ISSUED FOR APPROVAL
H	13.05.22	LEC 2 (OPT F)
G	11.05.22	LEC 2 (OPT D)
F	10.05.22	LEC 2 (OPT C)
E	06.04.22	DA SUBMISSION - AMENDED
D	07.06.21	DA SUBMISSION
C	28.05.21	DA FOR CLIENT REVIEW
B	03.05.21	DRAFT. FOR CLIENT REVIEW
A	30.04.21	DRAFT. FOR CLIENT REVIEW

STRUCTURAL ENGINEER
Cantilever Consulting Engineers
Damian Hadley
Suite 206 Flourmill Studios, 3 Gladstone St, Newtown NSW 2042
M: 0418 939 532 E: damian@cantileverengineers.com.au

HYDRAULIC ENGINEER
Ecological Design
John Caley
11 Clara Street, Newtown NSW 2042
M: 0418 262 706 E: john@ecologicaldesign.com.au

PLANNING CONSULTANT
BBF Town Planners
Michael Haynes
9 Narabang Way, Belrose NSW 2085
P: (02) 9986 2535 E: michael@bbfplanners.com.au

GEOTECHNICAL ENGINEER
STS GeoEnvironmental Pty Ltd
Matt Green
14/1 Cowpasture Place, Wetherill Park, NSW 2164
M: 0459 988 086 E: mgreen@stsgeo.com.au

LANDSCAPE ARCHITECT
Paterson Design Studio
Garth Paterson
16a/1-15 Tramore Place, Killarney Heights, NSW 2087
M: 0419 501 681 E: garth@pdsdesign.com.au

CIVIL ENGINEER
Donovan Associates
Scott Sharma
15 Parkes St Parramatta, NSW 2150
P: 02 9806 3000 E: scott@donovanassociates.com

ARCHITECT
BREAKSPEAR ARCHITECTS
ABN 81 601 670 991 ACN 601 670 991
Level 1, 13 The Corso, Manly NSW 2095
P: 0421 661 146 E: studio@brkspr.com

CLIENT
Berge and Nea Der Sarkissian
72 Carrington Parade, Curl Curl NSW 2099

PROJECT
72 CARRINGTON PARADE, CURL CURL
LOT 1 DP 366860

PROJECT NUMBER	DRAWN	CHECKED	SHEET SCALE	SHEET SIZE
1701	AQ	TB	1:100	A3

SHEET TITLE
NORTH ELEVATION

DOCUMENTATION STAGE	SHEET NUMBER	ISSUE
DA	300	I

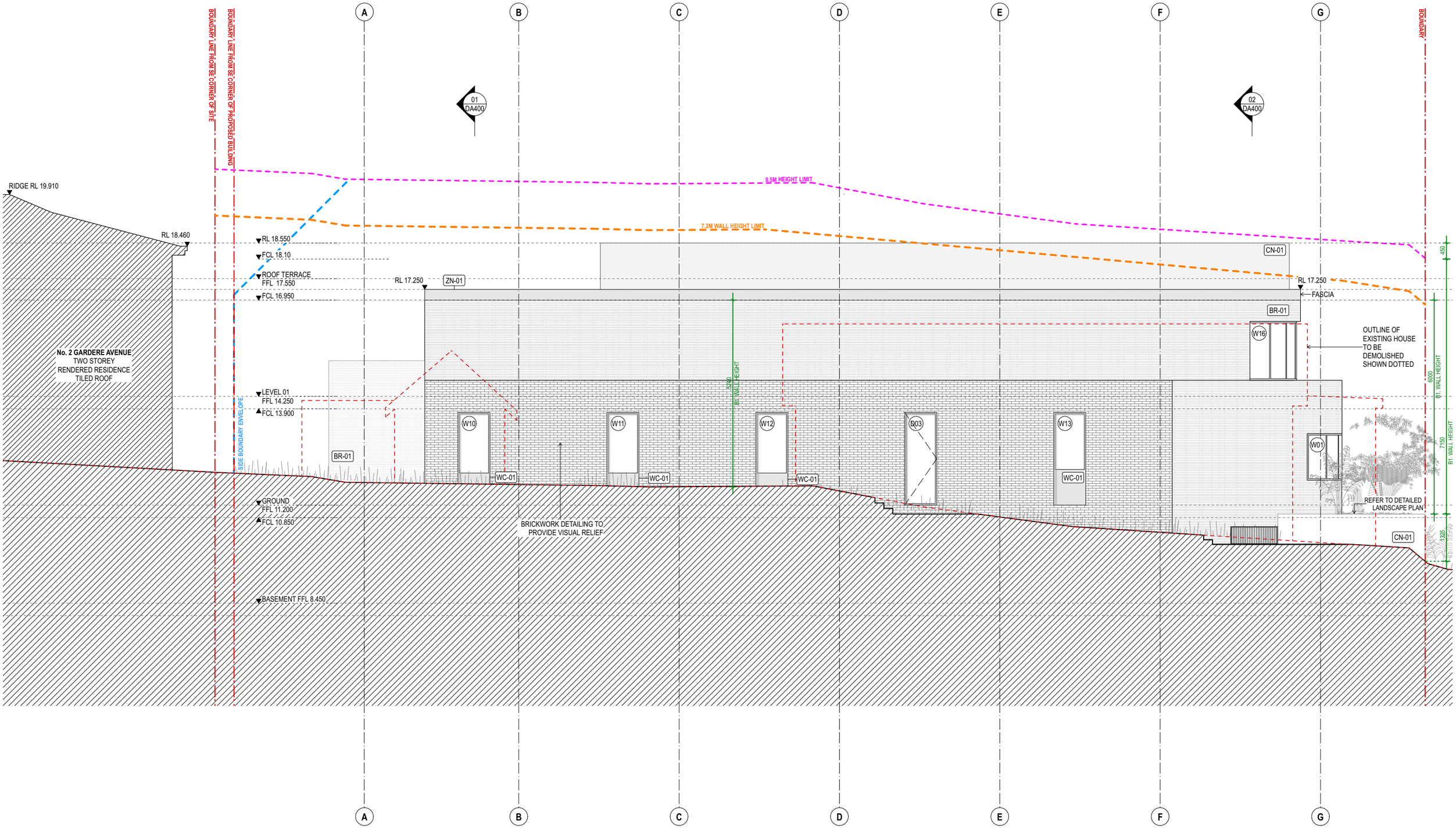

1 **SOUTH ELEVATION**
1:100

0 1 2 5

This drawing should be read in conjunction with all relevant contracts, specifications, reports and drawings. Do not scale drawings. dimensions govern. Verify all dimensions on site before construction. Copyright of this drawing is vested in Breakspear Architects pty ltd.

NOT FOR CONSTRUCTION

REV	DATE	DESCRIPTION
I	16.05.22	ISSUED FOR APPROVAL
H	13.05.22	LEC 2 (OPT F)
G	11.05.22	LEC 2 (OPT D)
F	10.05.22	LEC 2 (OPT C)
E	06.04.22	DA SUBMISSION - AMENDED
D	07.06.21	DA SUBMISSION
C	28.05.21	DA FOR CLIENT REVIEW
B	03.05.21	DRAFT. FOR CLIENT REVIEW
A	30.04.21	DRAFT. FOR CLIENT REVIEW

STRUCTURAL ENGINEER
Cantilever Consulting Engineers
Damian Hadley
Suite 206 Flourmill Studios, 3 Gladstone St, Newtown NSW 2042
M: 0418 939 532 E: damian@cantileverengineers.com.au

HYDRAULIC ENGINEER
Ecological Design
John Caley
11 Clara Street, Newtown NSW 2042
M: 0418 262 706 E: john@ecologicaldesign.com.au

PLANNING CONSULTANT
BBF Town Planners
Michael Haynes
9 Narabang Way, Belrose NSW 2085
P: (02) 9986 2535 E: michael@bbfplanners.com.au

GEOTECHNICAL ENGINEER
STS GeoEnvironmental Pty Ltd
Matt Green
14/1 Cowpasture Place, Wetherill Park, NSW 2164
M: 0459 988 086 E: mgreen@stsgeo.com.au

LANDSCAPE ARCHITECT
Paterson Design Studio
Garth Paterson
16a/1-15 Tramore Place, Killarney Heights, NSW 2087
M: 0419 501 681 E: garth@pdsdesign.com.au

CIVIL ENGINEER
Donovan Associates
Scott Sharma
15 Parkes St Parramatta, NSW 2150
P: 02 9806 3000 E: scott@donovanassociates.com

ARCHITECT
BREAKSPEAR ARCHITECTS
ABN 81 601 670 991 ACN 601 670 991
Level 1, 13 The Corso, Manly NSW 2095
P: 0421 661 146 E: studio@brkspr.com

CLIENT
Berge and Nea Der Sarkissian
72 Carrington Parade, Curl Curl NSW 2099

PROJECT
72 CARRINGTON PARADE, CURL CURL
LOT 1 DP 366860

PROJECT NUMBER	DRAWN	CHECKED	SHEET SCALE	SHEET SIZE
1701	AQ	TB	1:100	A3

SHEET TITLE
SOUTH ELEVATION

DOCUMENTATION STAGE	SHEET NUMBER	ISSUE
DA	301	I

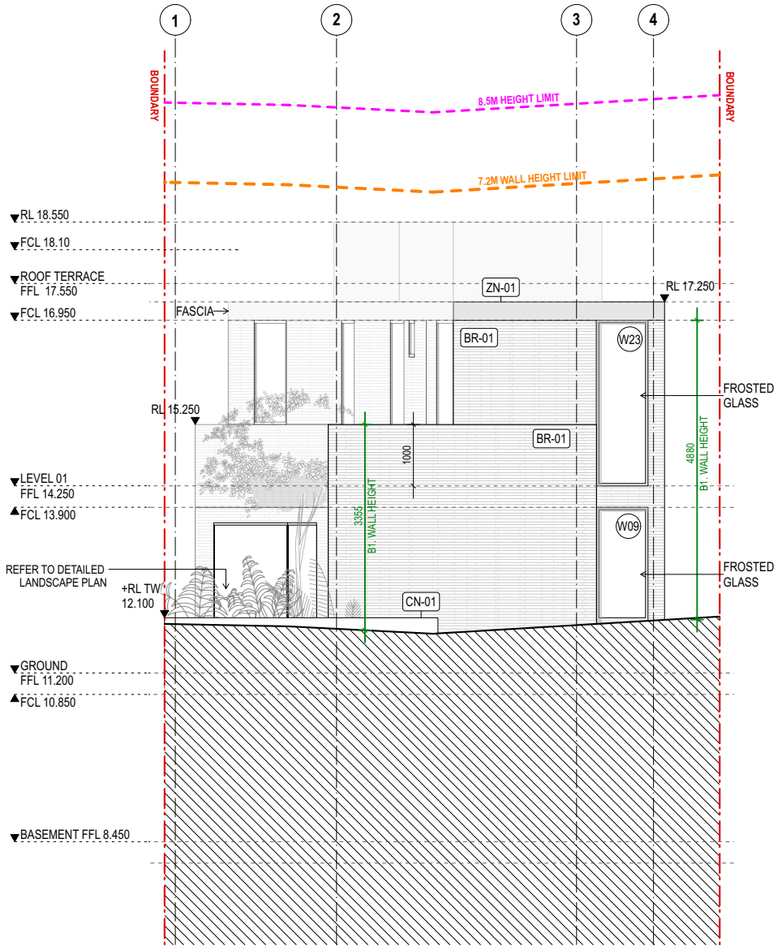

1 **WEST ELEVATION**
1:100

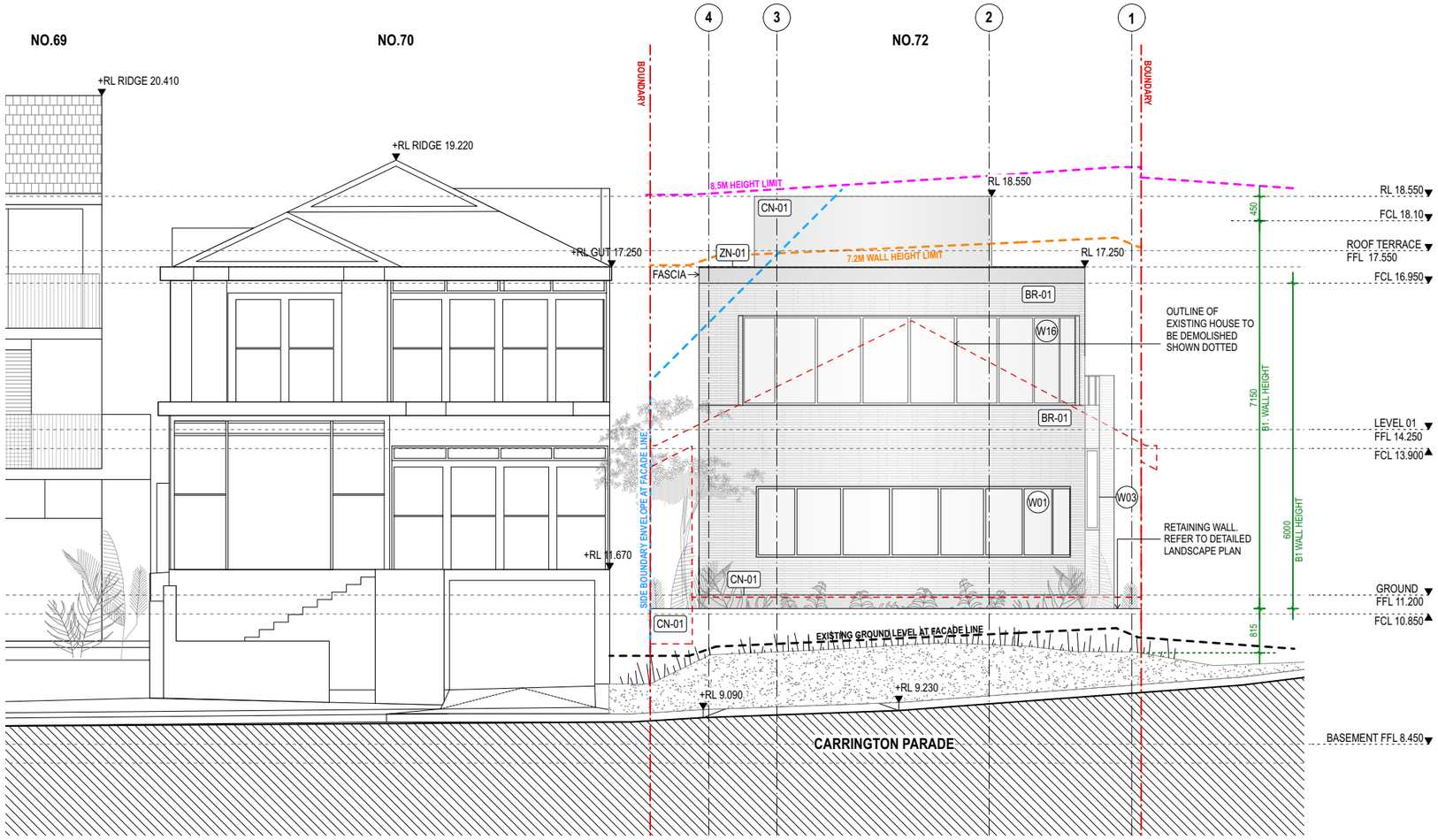

2 **EAST ELEVATION**
1:100

This drawing should be read in conjunction with all relevant contracts, specifications, reports and drawings. Do not scale drawings. dimensions govern. Verify all dimensions on site before construction. Copyright of this drawing is vested in Breakspear Architects pty ltd.

0 1 2 5

NOT FOR CONSTRUCTION

REV	DATE	DESCRIPTION
I	16.05.22	ISSUED FOR APPROVAL
H	13.05.22	LEC 2 (OPT F)
G	11.05.22	LEC 2 (OPT D)
F	10.05.22	LEC 2 (OPT C)
E	06.04.22	DA SUBMISSION - AMENDED
D	07.06.21	DA SUBMISSION
C	28.05.21	DA FOR CLIENT REVIEW
B	03.05.21	DRAFT. FOR CLIENT REVIEW
A	30.04.21	DRAFT. FOR CLIENT REVIEW

STRUCTURAL ENGINEER
Cantilever Consulting Engineers
Damian Hadley
Suite 206 Flourmill Studios, 3 Gladstone St, Newtown NSW 2042
M: 0418 939 532 E: damian@cantileverengineers.com.au

PLANNING CONSULTANT
BBF Town Planners
Michael Haynes
9 Narabang Way, Belrose NSW 2085
P: (02) 9986 2535 E: michael@bbfplanners.com.au

LANDSCAPE ARCHITECT
Paterson Design Studio
Garth Paterson
16a/1-15 Tramore Place, Killarney Heights, NSW 2087
M: 0419 501 681 E: garth@pdsdesign.com.au

HYDRAULIC ENGINEER
Ecological Design
John Caley
11 Clara Street, Newtown NSW 2042
M: 0418 262 706 E: john@ecologicaldesign.com.au

GEOTECHNICAL ENGINEER
STS GeoEnvironmental Pty Ltd
Matt Green
14/1 Cowpasture Place, Wetherill Park, NSW 2164
M: 0459 988 086 E: mgreen@stsgeo.com.au

CIVIL ENGINEER
Donovan Associates
Scott Sharma
15 Parkes St Parramatta, NSW 2150
P: 02 9806 3000 E: scott@donovanassociates.com

ARCHITECT
BREAKSPEAR ARCHITECTS
ABN 81 601 670 991 ACN 601 670 991
Level 1, 13 The Corso, Manly NSW 2095
P: 0421 661 146 E: studio@brkspr.com

CLIENT
Berge and Nea Der Sarkissian
72 Carrington Parade, Curl Curl NSW 2099

PROJECT
72 CARRINGTON PARADE, CURL CURL
LOT 1 DP 366860

PROJECT NUMBER	DRAWN	CHECKED	SHEET SCALE	SHEET SIZE
1701	AQ	TB	1:100	A3

SHEET TITLE
EAST / WEST ELEVATION

DOCUMENTATION STAGE	SHEET NUMBER	ISSUE
DA	302	I

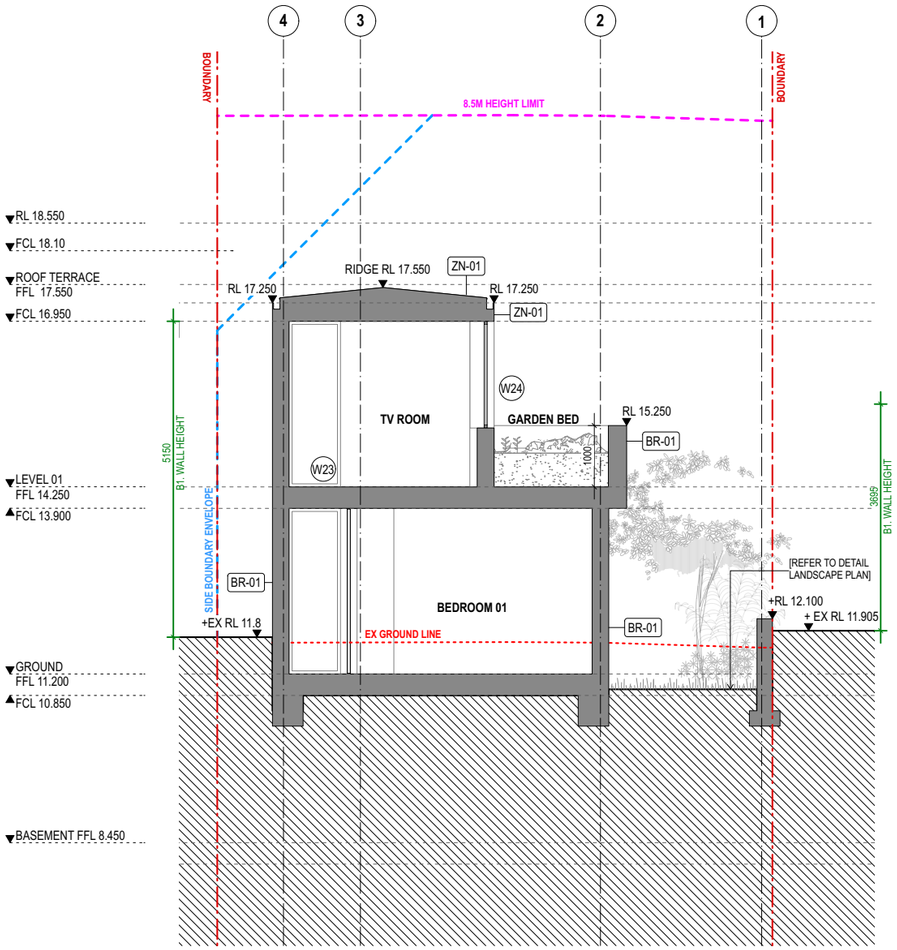

1 **SECTION A**
1:100

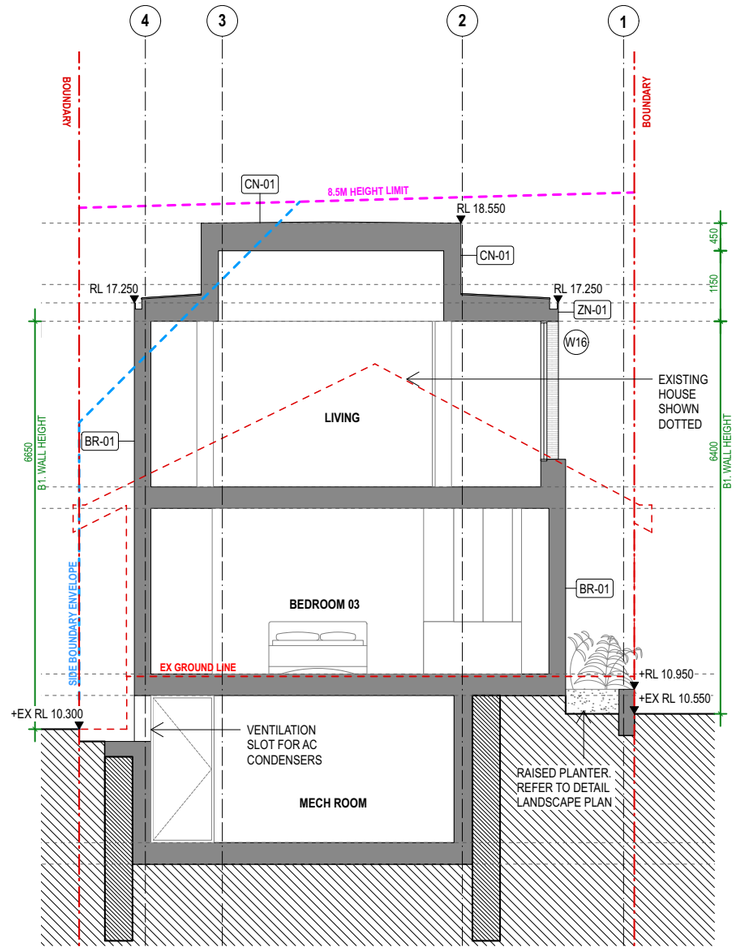

2 **SECTION B**
1:100

This drawing should be read in conjunction with all relevant contracts, specifications, reports and drawings. Do not scale drawings. dimensions govern. Verify all dimensions on site before construction. Copyright of this drawing is vested in Breakspear Architects pty ltd.

0 1 2 5

NOT FOR CONSTRUCTION

REV	DATE	DESCRIPTION
I	16.05.22	ISSUED FOR APPROVAL
I	13.05.22	LEC 2 (OPT F)
H	11.05.22	LEC 2 (OPT D)
G	10.05.22	LEC 2 (OPT C)
F	06.04.22	DA SUBMISSION - AMENDED
E	07.06.21	DA SUBMISSION
D	03.05.21	REVISED FOR DA
C	28.05.21	DA FOR CLIENT REVIEW
B	03.05.21	DRAFT. FOR CLIENT REVIEW
A	30.04.21	DRAFT. FOR CLIENT REVIEW

STRUCTURAL ENGINEER
Cantilever Consulting Engineers
Damian Hadley
Suite 206 Flourmill Studios, 3 Gladstone St, Newtown NSW 2042
M: 0418 939 532 E: damian@cantileverengineers.com.au

PLANNING CONSULTANT
BBF Town Planners
Michael Haynes
9 Narabang Way, Belrose NSW 2085
P: (02) 9986 2535 E: michael@bbfplanners.com.au

LANDSCAPE ARCHITECT
Paterson Design Studio
Garth Paterson
16a/1-15 Tramore Place, Killarney Heights, NSW 2087
M: 0419 501 681 E: garth@pdsdesign.com.au

ARCHITECT
BREAKSPEAR ARCHITECTS
ABN 81 601 670 991 ACN 601 670 991
Level 1, 13 The Corso, Manly NSW 2095
P: 0421 661 146 E: studio@brkspr.com

HYDRAULIC ENGINEER
Ecological Design
John Caley
11 Clara Street, Newtown NSW 2042
M: 0418 262 706 E: john@ecologicaldesign.com.au

GEOTECHNICAL ENGINEER
STS GeoEnvironmental Pty Ltd
Matt Green
14/1 Cowpasture Place, Wetherill Park, NSW 2164
M: 0459 988 086 E: mgreen@stsgeo.com.au

CIVIL ENGINEER
Donovan Associates
Scott Sharma
15 Parkes St Parramatta, NSW 2150
P: 02 9806 3000 E: scott@donovanassociates.com

CLIENT
Berge and Nea Der Sarkissian
72 Carrington Parade, Curl Curl NSW 2099

PROJECT
72 CARRINGTON PARADE, CURL CURL
LOT 1 DP 366860

PROJECT NUMBER	DRAWN	CHECKED	SHEET SCALE	SHEET SIZE
1701	AQ	TB	1:100	A3

SHEET TITLE
SECTIONS

DOCUMENTATION STAGE	SHEET NUMBER	ISSUE
DA	400	I

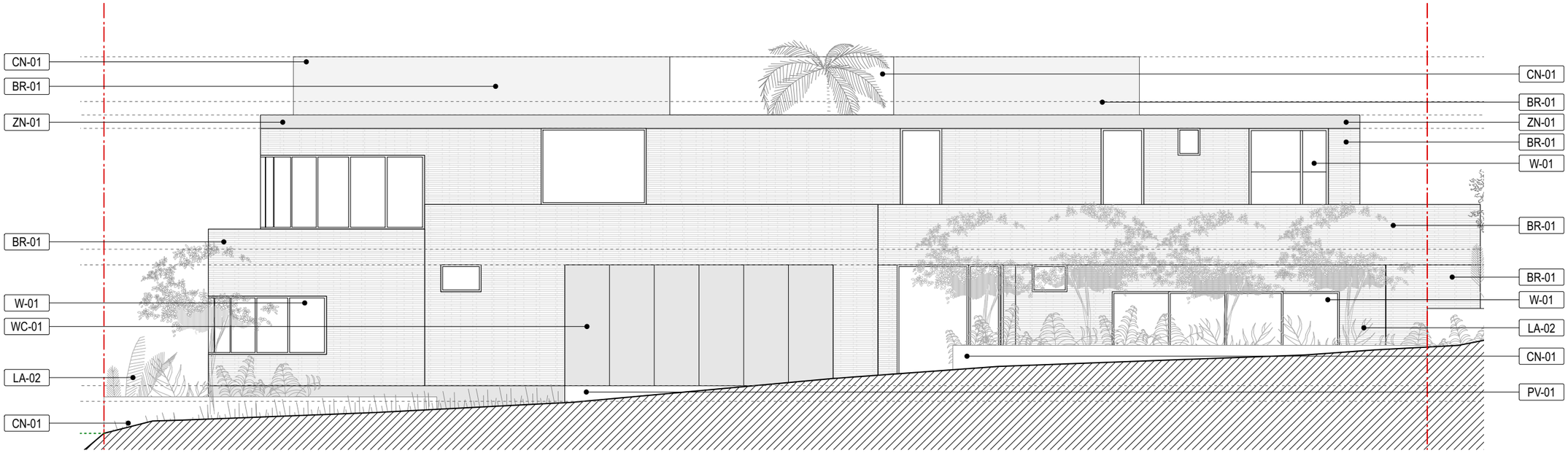

OFF FORM CONCRETE

CN-01
EXTERNAL WALLS, INTERNAL FLOORS, GARDEN RETAINING WALLS, ROOF ABOVE LIVING ROOM

BRICK

BR-01
EXTERNAL WALLS. INTERNAL WALLS

COMPRESSED FIBRE CEMENT PANEL

WC-01
GARAGE DOOR, WINDOWS, ROOF TERRACE WALLS

NATURAL HARDWOOD TIMBER DECKING

TM-01
ROOF TERRACE DECK, CENTRAL COURTYARD



ZINC SHEETING

ZN-01
ROOFING, FASCIA

CLEAR GLAZING WITH CHARCOAL ANODIZED ALUMINIUM FRAMES

W-01
WINDOWS AND DOORS



GRASS CRETE PAVING

PV-01*
DRIVEWAY AND ENTRY

PLANTING

LA-02*

*REFER TO LANDSCAPE DRAWINGS

1 **MATERIALS AND FINISHES**
1:100

0 1 2 5

This drawing should be read in conjunction with all relevant contracts, specifications, reports and drawings. Do not scale drawings. dimensions govern. Verify all dimensions on site before construction. Copyright of this drawing is vested in Breakspear Architects pty ltd.

NOT FOR CONSTRUCTION

REV	DATE	DESCRIPTION
D	16.05.22	ISSUED FOR APPROVAL
C	06.04.22	DA SUBMISSION - AMENDED
B	07.06.21	DA SUBMISSION
A	28.05.21	DA FOR CLIENT REVIEW

STRUCTURAL ENGINEER
Cantilever Consulting Engineers
Damian Hadley
Suite 206 Flourmill Studios, 3 Gladstone St, Newtown NSW 2042
M: 0418 939 532 E: damian@cantileverengineers.com.au

HYDRAULIC ENGINEER
Ecological Design
John Caley
11 Clara Street, Newtown NSW 2042
M: 0418 262 706 E: john@ecologicaldesign.com.au

PLANNING CONSULTANT
BBF Town Planners
Michael Haynes
9 Narabang Way, Belrose NSW 2085
P: (02) 9986 2535 E: michael@bbfplanners.com.au

GEOTECHNICAL ENGINEER
STS GeoEnvironmental Pty Ltd
Matt Green
14/1 Cowpasture Place, Wetherill Park, NSW 2164
M: 0459 988 086 E: mgreen@stsgeo.com.au

LANDSCAPE ARCHITECT
Paterson Design Studio
Garth Paterson
16a/1-15 Tramore Place, Killarney Heights, NSW 2087
M: 0419 501 681 E: garth@pdsdesign.com.au

CIVIL ENGINEER
Donovan Associates
Scott Sharma
15 Parkes St Parramatta, NSW 2150
P: 02 9806 3000 E: scott@donovanassociates.com

ARCHITECT
BREAKSPEAR ARCHITECTS
ABN 81 601 670 991 ACN 601 670 991
Level 1, 13 The Corso, Manly NSW 2095
P: 0421 661 146 E: studio@brkspr.com

CLIENT
Berge and Nea Der Sarkissian
72 Carrington Parade, Curl Curl NSW 2099

PROJECT
72 CARRINGTON PARADE, CURL CURL
LOT 1 DP 366860

PROJECT NUMBER	DRAWN	CHECKED	SHEET SCALE	SHEET SIZE
1701	AQ	TB	1:100	A3

SHEET TITLE
SCHEDULE OF COLOURS AND MATERIALS

DOCUMENTATION STAGE	SHEET NUMBER	ISSUE
DA	500	D

KT 12.67
KI 12.48
KL 12.51

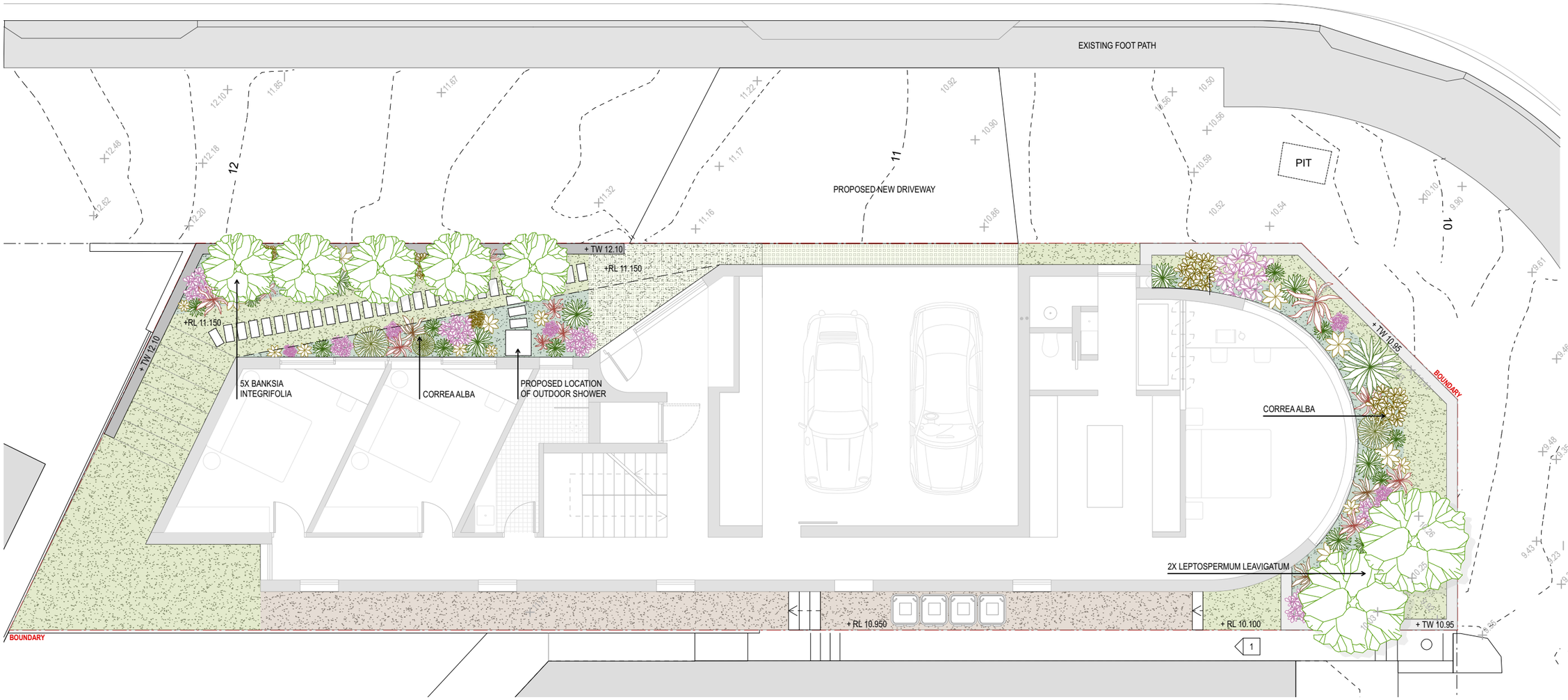

BANKSIA INTEGRIFOLIA

COASTAL BANKSIA NATIVE SMALL EVERGREEN TREE

LEPTOSPERMUM LEAVIGATUM

COASTAL TEE TREA
TALL COASTAL SHRUB/SMALL TREE WITH WHITE FLOWERS

CORREA ALBA

LOW TO MEDIUM GROWING SHRUB WITH AN ABUNDANCE OF WHITE FLOWERS IN LATE WINTER AND SPRING

DRIVEWAY AND ENTRY PATH PAVING

PERMEABLE GRASS CRETE, CONCRETE BLOCKS WITH SAND AND COUGH GRASS BETWEEN

Planting Schedule

Symbol	Botanic Name	Common Name	Installation Pot Size	Height	Indemic
VERGE PLANTING					
Car gla	*Carpobrotus glaucescens*	Pig face	140mm	200mm	Yes
Leu par	*Leucopogon parviflorus*	Coastal Beard	140mm	300mm	Yes
Lom lon	*Lomondra longifolia*	Spiny-headed Matrush	140mm	750mm	Yes
Pel aus	*Pelargonium australe*	Coastal Geranium	140mm	300mm	Yes
Spi ser	*Spinifex sericeus*	Spinifex grass	140mm	500mm	Yes
GARDEN PLANTING					
Ban int	*Banksia integrifolia*	Coastal Banksia	45L	8-12m	Yes
Lep lae	*Leptospermum laevigatum*	Coastal Tee tree	45L	2-3m	Yes
Cor alb	*Correa alba*	Correa	140mm	600mm	Yes
Car gla	*Carpobrotus glaucescens*	Pig face	140mm	200mm	Yes
Leu par	*Leucopogon parviflorus*	Coastal Beard	140mm	300mm	Yes
Lom lon	*Lomondra longifolia*	Spiny-headed Matrush	140mm	750mm	Yes
Pel aus	*Pelargonium australe*	Coastal Geranium	140mm	300mm	Yes
Spi ser	*Spinifex sericeus*	Spinifex grass	140mm	500mm	Yes
PLANTER BOX PLANTING					
Pan tec	*Pandanus tectorius*	Screw pine	45L	5m	No
Spi ser	*Spinifex sericeus*	Spinifex grass	140mm	500mm	Yes

KEY:

- OFF-FORM INSITU CONCRETE WALL
- PERMEABLE GRAVEL PAVEMENT
- 0-0.5m HT LOW NATIVE GROUNDCOVERS
- 0.5-1m HT NATIVE SEDGES AND SHRUBS
- PROPOSED NATIVE TREES
- 1 — 1.8m HT PRIVACY FENCE ALONG LOT BOUNDARY

1 LANDSCAPE PLAN
1:100

0 1 2 5

This drawing should be read in conjunction with all relevant contracts, specifications, reports and drawings. Do not scale drawings. dimensions govern. Verify all dimensions on site before construction. Copyright of this drawing is vested in Breakspear Architects pty ltd.

NOT FOR CONSTRUCTION

REV	DATE	DESCRIPTION
H	16.05.22	ISSUED FOR APPROVAL
G	13.05.22	LEC 2 (OPT F)
F	11.05.22	LEC 2 (OPT D)
E	10.05.22	LEC 2 (OPT C)
D	06.04.22	DA SUBMISSION - AMENDED
C	18.02.22	DA FOR CLIENT REVIEW
B	07.06.21	DA SUBMISSION
A	28.05.21	DA FOR CLIENT REVIEW

STRUCTURAL ENGINEER
Cantilever Consulting Engineers
Damian Hadley
Suite 206 Flourmill Studios, 3 Gladstone St, Newtown NSW 2042
M: 0418 939 532 E: damian@cantileverengineers.com.au

HYDRAULIC ENGINEER
Ecological Design
John Caley
11 Clara Street, Newtown NSW 2042
M: 0418 262 706 E: john@ecologicaldesign.com.au

PLANNING CONSULTANT
BBF Town Planners
Michael Haynes
9 Narabang Way, Belrose NSW 2085
P: (02) 9986 2535 E: michael@bbfplanners.com.au

GEOTECHNICAL ENGINEER
STS GeoEnvironmental Pty Ltd
Matt Green
14/1 Cowpasture Place, Wetherill Park, NSW 2164
M: 0459 988 086 E: mgreen@stsgeo.com.au

LANDSCAPE ARCHITECT
Paterson Design Studio
Garth Paterson
16a/1-15 Tramore Place, Killarney Heights, NSW 2087
M: 0419 501 681 E: garth@pdsdesign.com.au

CIVIL ENGINEER
Donovan Associates
Scott Sharma
15 Parkes St Parramatta, NSW 2150
P: 02 9806 3000 E: scott@donovanassociates.com

ARCHITECT
BREAKSPEAR ARCHITECTS
ABN 81 601 670 991 ACN 601 670 991
Level 1, 13 The Corso, Manly NSW 2095
P: 0421 661 146 E: studio@brkspr.com

CLIENT
Berge and Nea Der Sarkissian
72 Carrington Parade, Curl Curl NSW 2099

PROJECT
72 CARRINGTON PARADE, CURL CURL
LOT 1 DP 366860

PROJECT NUMBER	DRAWN	CHECKED	SHEET SCALE	SHEET SIZE
1701	AQ	TB	1:100	A3

SHEET TITLE
LANDSCAPE PLAN

DOCUMENTATION STAGE	SHEET NUMBER	ISSUE
DA	901	H